



UPPSALA UNIVERSITET

Lönespridning för lärare och forskare vid Uppsala universitet

Källa: Primula 2024-02-29

| | |
|--|----|
| 1a. Universitetsadjunkter Teknat per institution | 2 |
| 1b. Universitetsadjunkter Medfarm per institution | 3 |
| 1c. Universitetsadjunkter Humsam per fakultet | 4 |
| 2a. Forskare Teknat per institution | 5 |
| 2b. Forskare Medfarm per institution | 6 |
| 2c. Forskare Humsam per fakultet | 7 |
| 3a. Postdoktorer Teknat per institution | 8 |
| 3b. Postdoktorer Medfarm per institution | 9 |
| 3c. Postdoktorer Humsam per fakultet | 10 |
| 4a. Meriteringsanställning TekNat per institution | 11 |
| 4b. Meriteringsanställning Medfarm per institution | 12 |
| 4c. Meriteringsanställning Humsam per fakultet | 13 |
| 5a. Universitetslektorer TekNat per institution | 14 |
| 5b. Universitetslektorer (kliniska) Med fak per institution | 15 |
| 5c. Universitetslektorer (ej kliniska) Med fak per institution | 16 |
| 5d. Universitetslektorer Farm fak per institution | 17 |
| 5e. Universitetslektorer HumSam per fakultet | 18 |
| 6a. Professorer TekNat per institution | 19 |
| 6b. Professorer (kliniska) Med fak per institution | 20 |
| 6c. Professorer (ej kliniska) Med fak per institution | 21 |
| 6d. Professorer Farm fak per institution | 22 |
| 6e. Professorer HumSam per fakultet | 23 |
| 6f. Professorer befordrade TekNat per institution | 24 |
| 6g. Professorer rekryterade TekNat per institution | 25 |
| 6h. Professorer befordrade MedFarm per institution | 26 |
| 6i. Professorer rekryterade MedFarm per institution | 27 |
| 6j. Professorer befordrade HumSam per fakultet | 28 |
| 6k. Professorer rekryterade HumSam per fakultet | 29 |

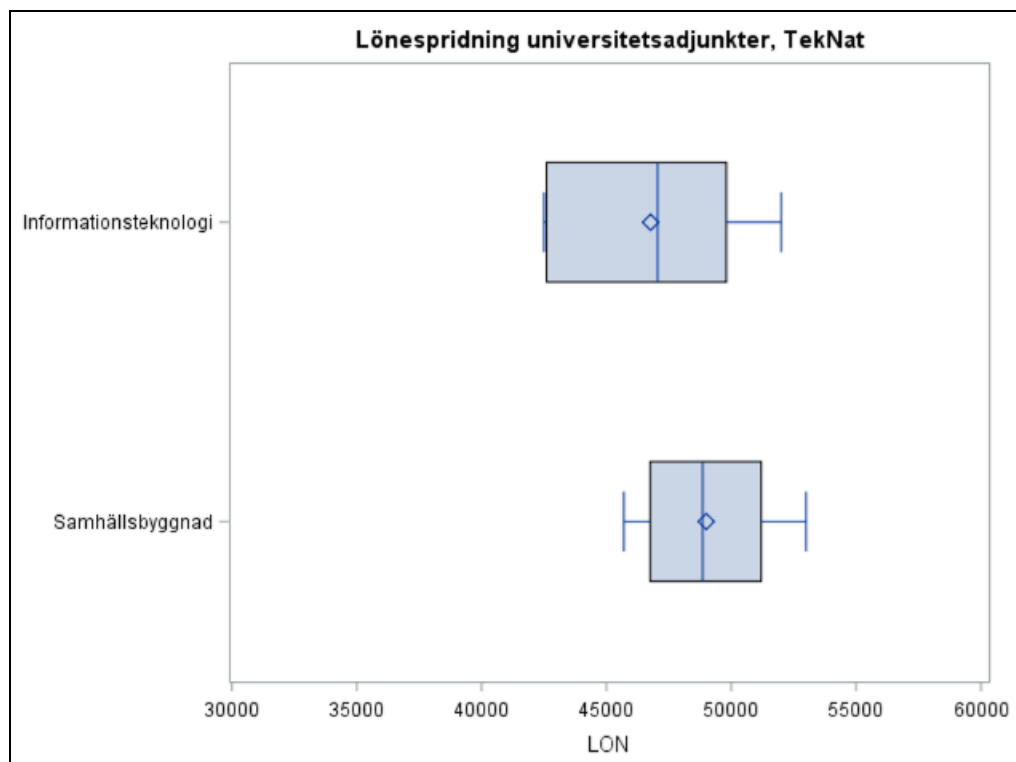
Förklaring till Lönespridningsdiagram:

Lådan begränsas till vänster av den undre kvartilen och till höger av den övre kvartilen medan strecket inuti lådan visar medianen. De vågräta strecken sträcker sig till vänster ut till den 10:e percentilen och till höger till den 90:e percentilen. Medelvärde visas med hjälp av en fyrkant.

För grupper med 1-4 medarbetare visas endast antal.

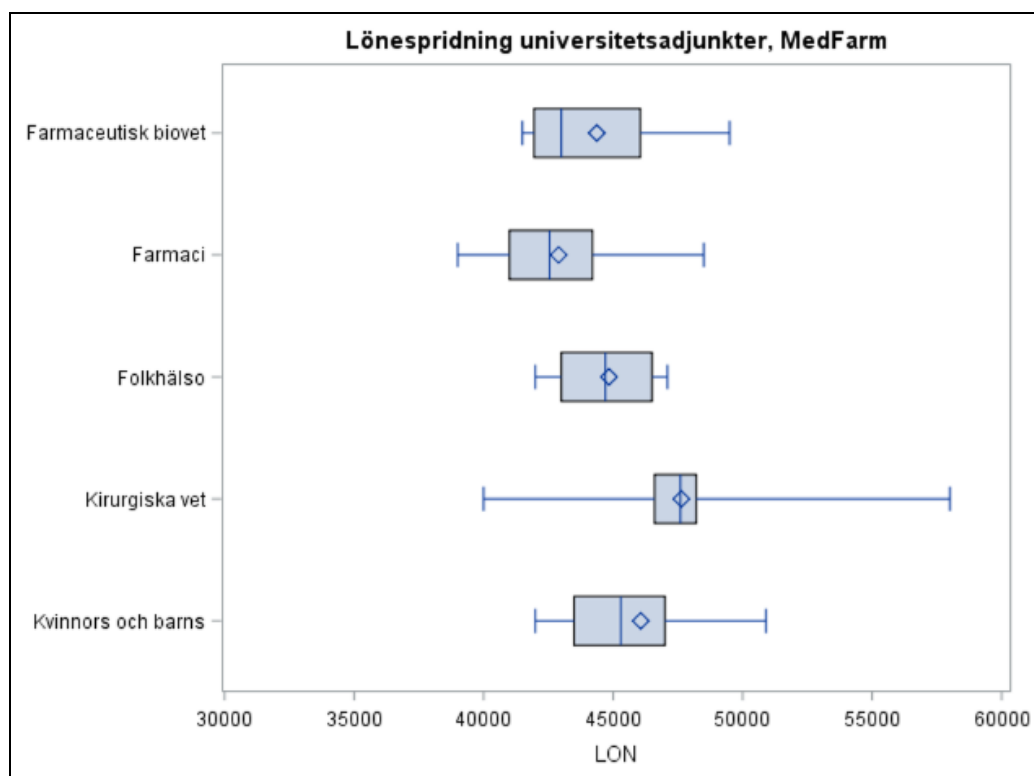
För grupper med 5-7 medarbetare visas endast antal och medellön.

I de fall där ett juridiskt kön endast representeras av en medarbetare redovisas endast värden för hela gruppen.



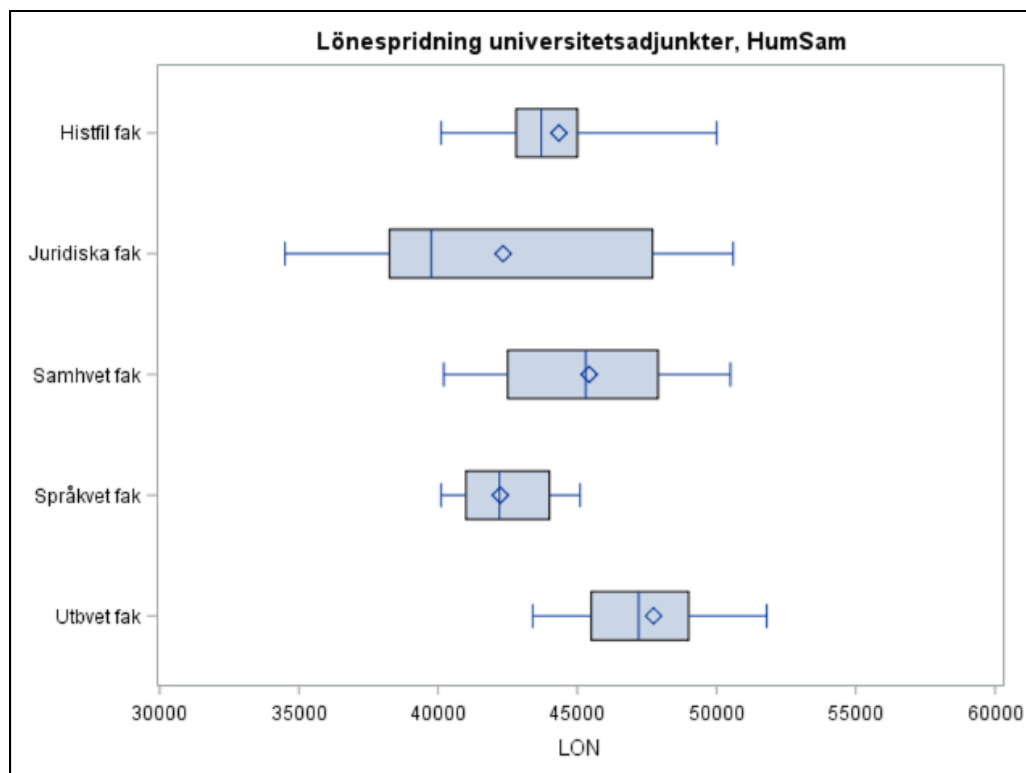
1a. Universitetsadjunkter Teknat per institution

| | | Antal | P10 | P25 | Median | P75 | P90 | Medel | P90/P10 |
|-----------------------|-----|-------|--------|--------|--------|--------|--------|--------|---------|
| Biologisk grundutb | M | 1 | | | | | | | |
| | Tot | 1 | | | | | | | |
| Ekologi och genetik | M | 1 | | | | | | | |
| | Tot | 1 | | | | | | | |
| Elektroteknik | K | 1 | | | | | | | |
| | M | 1 | | | | | | | |
| | Tot | 2 | | | | | | | |
| Fysik och astronomi | K | 1 | | | | | | | |
| | M | 1 | | | | | | | |
| | Tot | 2 | | | | | | | |
| Geovetenskaper | K | 2 | | | | | | | |
| | M | 5 | | | | | 42 460 | | |
| | Tot | 7 | | | | | 44 243 | | |
| Informationsteknologi | K | 2 | | | | | | | |
| | M | 8 | 41 500 | 42 550 | 45 300 | 49 350 | 52 200 | 46 013 | 1,26 |
| | Tot | 10 | 42 000 | 42 600 | 47 050 | 49 800 | 52 100 | 46 770 | 1,24 |
| Kemi BMC | K | 1 | | | | | | | |
| | M | 4 | | | | | | | |
| | Tot | 5 | | | | | 52 140 | | |
| Matematiska | M | 2 | | | | | | | |
| | Tot | 2 | | | | | | | |
| Materialvetenskap | M | 1 | | | | | | | |
| | Tot | 1 | | | | | | | |
| Samhällsbyggnad | K | 8 | 42 800 | 46 450 | 49 550 | 51 500 | 53 000 | 48 850 | 1,24 |
| | M | 16 | 45 700 | 47 250 | 48 600 | 50 700 | 53 300 | 49 063 | 1,17 |
| | Tot | 24 | 45 700 | 46 750 | 48 850 | 51 200 | 53 000 | 48 992 | 1,16 |
| Tot | K | 15 | 45 200 | 46 500 | 51 100 | 52 200 | 55 800 | 50 047 | 1,23 |
| | M | 40 | 42 000 | 43 900 | 47 750 | 50 000 | 52 750 | 47 453 | 1,26 |
| | Tot | 55 | 42 600 | 45 000 | 48 600 | 51 200 | 53 300 | 48 160 | 1,25 |



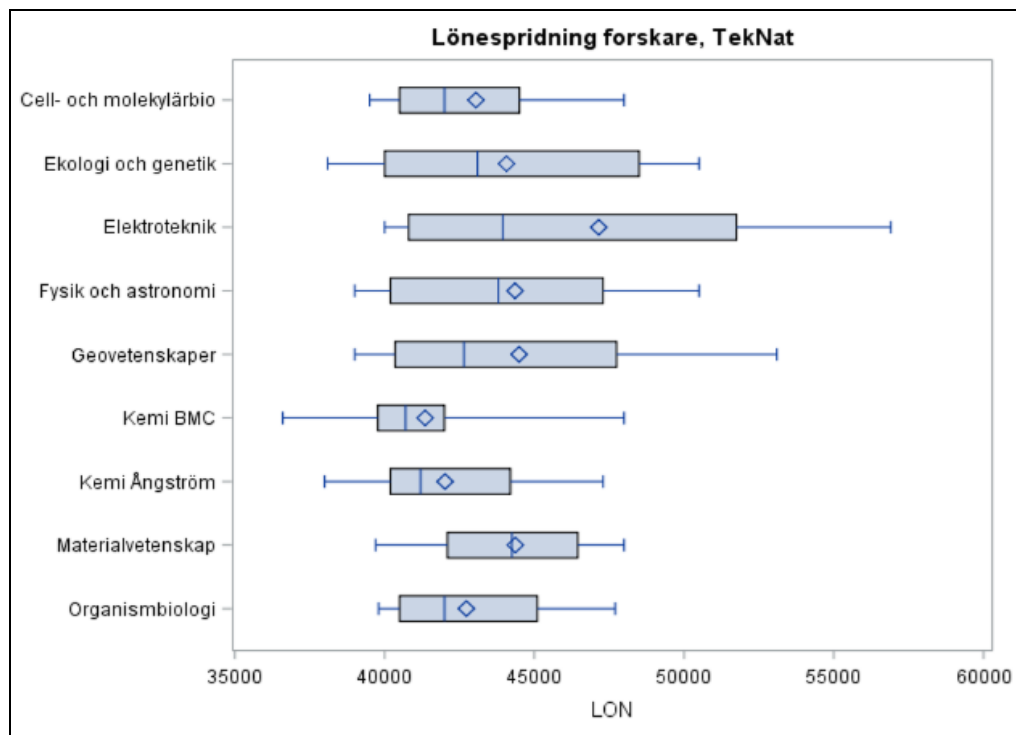
1b. Universitetsadjunkter Medfarm per institution

| | | Antal | P10 | P25 | Median | P75 | P90 | Medel | 90/10 |
|---------------------|-----|-------|--------|--------|--------|--------|--------|--------|-------|
| Farmaceutisk biovet | K | 5 | | | | | | 43 540 | |
| | M | 7 | | | | | | 44 957 | |
| | Tot | 12 | 41 500 | 41 950 | 43 000 | 46 050 | 49 500 | 44 367 | 1,19 |
| Farmaci | K | 17 | 39 000 | 41 100 | 42 800 | 45 300 | 48 600 | 43 488 | 1,25 |
| | M | 5 | | | | | | 40 880 | |
| | Tot | 22 | 39 000 | 41 000 | 42 550 | 44 200 | 48 500 | 42 895 | 1,24 |
| Folkhälsa | K | 21 | 42 500 | 43 000 | 44 700 | 45 400 | 47 000 | 44 686 | 1,11 |
| | M | 5 | | | | | | 45 480 | |
| | Tot | 26 | 42 000 | 43 000 | 44 700 | 46 500 | 47 100 | 44 838 | 1,12 |
| IGP | M | 2 | | | | | | | |
| | Tot | 2 | | | | | | | |
| IMBIM | K | 3 | | | | | | | |
| | Tot | 3 | | | | | | | |
| Kirurgiska vet | K | 7 | | | | | | 48 143 | |
| | M | 2 | | | | | | | |
| | Tot | 9 | 40 000 | 46 600 | 47 600 | 48 200 | 58 000 | 47 633 | 1,45 |
| Kvinnors och barns | K | 26 | 41 500 | 43 500 | 45 700 | 47 000 | 50 900 | 46 104 | 1,23 |
| | M | 4 | | | | | | | |
| | Tot | 30 | 41 750 | 43 500 | 45 300 | 47 000 | 51 200 | 46 067 | 1,23 |
| Läkemedels-kemi | K | 2 | | | | | | | |
| | M | 4 | | | | | | | |
| | Tot | 6 | | | | | | 44 417 | |
| Medicinsk cell | K | 3 | | | | | | | |
| | M | 2 | | | | | | | |
| | Tot | 5 | | | | | | 48 560 | |
| Medicinska vet | K | 1 | | | | | | | |
| | M | 2 | | | | | | | |
| | Tot | 3 | | | | | | | |
| Tot | K | 85 | 41 300 | 42 800 | 45 100 | 47 000 | 49 000 | 45 280 | 1,19 |
| | M | 33 | 41 900 | 42 700 | 44 100 | 47 600 | 50 200 | 45 088 | 1,20 |
| | Tot | 118 | 41 300 | 42 800 | 44 700 | 47 000 | 49 800 | 45 226 | 1,21 |

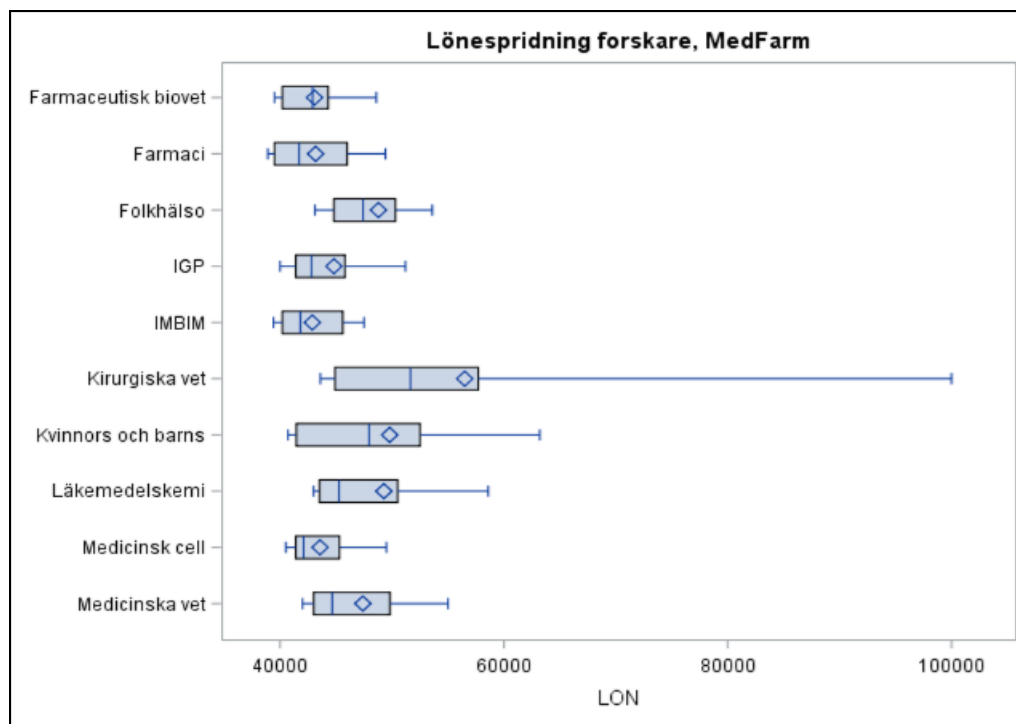


1c. Universitetsadjunkter Humsam per fakultet

| | | Antal | P10 | P25 | Median | P75 | P90 | Medel | 90/10 |
|-----------------------|------------|-------|--------|--------|--------|--------|--------|--------|-------|
| Histfil fak | K | 12 | 40 000 | 41 400 | 43 050 | 45 800 | 51 700 | 44 142 | 1,29 |
| | M | 17 | 42 700 | 43 400 | 43 900 | 45 000 | 47 000 | 44 476 | 1,10 |
| | Tot | 29 | 40 100 | 42 800 | 43 700 | 45 000 | 50 000 | 44 338 | 1,25 |
| Juridiska fak | K | 8 | 34 500 | 38 250 | 39 000 | 41 150 | 48 400 | 39 963 | 1,40 |
| | M | 8 | 34 500 | 38 750 | 45 000 | 49 500 | 56 600 | 44 700 | 1,64 |
| | Tot | 16 | 34 500 | 38 250 | 39 750 | 47 700 | 50 600 | 42 331 | 1,47 |
| Samhvet fak | K | 25 | 42 100 | 43 100 | 45 400 | 48 300 | 50 500 | 46 072 | 1,20 |
| | M | 22 | 39 600 | 40 500 | 44 900 | 46 800 | 50 100 | 44 682 | 1,27 |
| | Tot | 47 | 40 200 | 42 500 | 45 300 | 47 900 | 50 500 | 45 421 | 1,26 |
| Språkvet fak | K | 24 | 40 000 | 41 400 | 42 950 | 44 500 | 45 100 | 42 354 | 1,13 |
| | M | 9 | 40 100 | 40 500 | 41 000 | 43 500 | 45 100 | 41 911 | 1,12 |
| | Tot | 33 | 40 100 | 41 000 | 42 200 | 44 000 | 45 100 | 42 233 | 1,12 |
| Teologiska fak | M | 1 | | | | | | | |
| | Tot | 1 | | | | | | | |
| Utbvet fak | K | 50 | 43 250 | 45 800 | 47 100 | 49 000 | 51 800 | 47 628 | 1,20 |
| | M | 17 | 43 700 | 44 800 | 48 000 | 48 900 | 54 400 | 48 053 | 1,24 |
| | Tot | 67 | 43 400 | 45 500 | 47 200 | 49 000 | 51 800 | 47 736 | 1,19 |
| Tot | K | 119 | 40 100 | 42 700 | 45 100 | 47 900 | 51 700 | 45 371 | 1,29 |
| | M | 74 | 40 100 | 42 600 | 44 600 | 47 000 | 50 100 | 45 092 | 1,25 |
| | Tot | 193 | 40 100 | 42 700 | 45 000 | 47 900 | 50 500 | 45 264 | 1,26 |

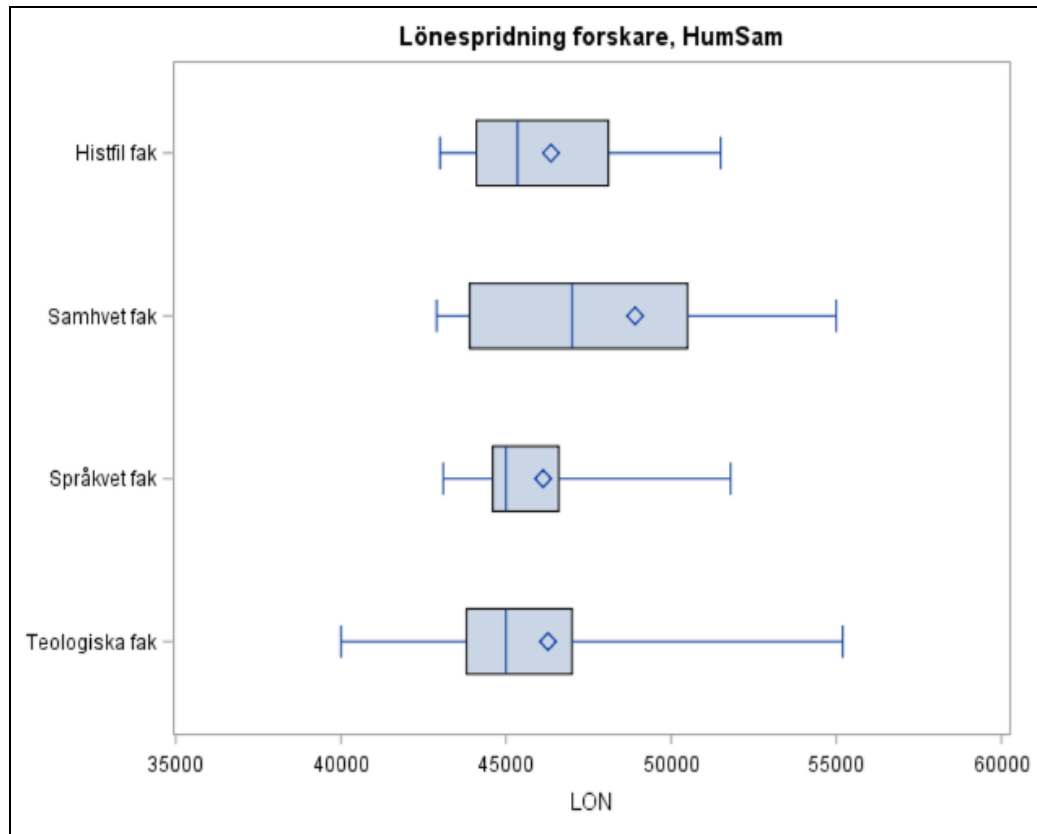
**2a. Forskare Teknat per institution**

| | | Antal | P10 | P25 | Median | P75 | P90 | Medel | 90/10 |
|------------------------|-----|-------|--------|--------|--------|--------|--------|--------|-------|
| Cell- och molekylärbio | K | 17 | 39 300 | 40 100 | 41 700 | 42 500 | 49 000 | 42 588 | 1,25 |
| | M | 30 | 40 000 | 41 500 | 42 500 | 44 500 | 47 600 | 43 310 | 1,19 |
| | Tot | 47 | 39 500 | 40 500 | 42 000 | 44 500 | 48 000 | 43 049 | 1,22 |
| Ekologi och genetik | K | 11 | 39 400 | 39 900 | 42 000 | 47 500 | 47 900 | 43 082 | 1,22 |
| | M | 8 | 37 800 | 41 000 | 47 000 | 49 550 | 50 500 | 45 425 | 1,34 |
| | Tot | 19 | 38 100 | 40 000 | 43 100 | 48 500 | 50 500 | 44 068 | 1,33 |
| Elektroteknik | K | 2 | | | | | | | |
| | M | 14 | 40 000 | 41 000 | 44 500 | 53 500 | 56 900 | 47 886 | 1,42 |
| | Tot | 16 | 40 000 | 40 800 | 43 950 | 51 750 | 56 900 | 47 150 | 1,42 |
| Fysik och astronomi | K | 6 | | | | | | 43 633 | |
| | M | 54 | 38 900 | 40 400 | 44 050 | 47 200 | 50 800 | 44 437 | 1,31 |
| | Tot | 60 | 38 950 | 40 200 | 43 800 | 47 300 | 50 650 | 44 356 | 1,30 |
| Geovetenskaper | K | 13 | 39 000 | 39 900 | 41 400 | 45 000 | 53 400 | 43 613 | 1,37 |
| | M | 19 | 38 800 | 40 500 | 43 100 | 47 800 | 53 100 | 45 089 | 1,37 |
| | Tot | 32 | 39 000 | 40 350 | 42 650 | 47 750 | 53 100 | 44 490 | 1,36 |
| Informationsteknologi | K | 1 | | | | | | | |
| | M | 2 | | | | | | | |
| | Tot | 3 | | | | | | | |
| Kemi BMC | K | 5 | | | | | | 40 520 | |
| | M | 11 | 36 600 | 38 000 | 40 800 | 43 000 | 48 000 | 41 732 | 1,31 |
| | Tot | 16 | 36 600 | 39 775 | 40 700 | 42 000 | 48 000 | 41 353 | 1,31 |
| Kemi Ångström | K | 14 | 38 000 | 38 500 | 40 800 | 44 500 | 49 200 | 42 221 | 1,29 |
| | M | 24 | 39 000 | 40 450 | 41 200 | 43 850 | 45 800 | 41 896 | 1,17 |
| | Tot | 38 | 38 000 | 40 200 | 41 200 | 44 200 | 47 300 | 42 016 | 1,24 |
| Matematiska | K | 1 | | | | | | | |
| | M | 2 | | | | | | | |
| | Tot | 3 | | | | | | | |
| Materialvetenskap | K | 10 | 39 100 | 40 000 | 43 300 | 46 000 | 46 700 | 43 260 | 1,19 |
| | M | 14 | 41 500 | 42 200 | 45 500 | 46 500 | 50 500 | 45 152 | 1,22 |
| | Tot | 24 | 39 700 | 42 100 | 44 250 | 46 450 | 48 000 | 44 364 | 1,21 |
| Organismbiologi | K | 10 | 39 750 | 40 000 | 41 450 | 45 100 | 48 200 | 42 790 | 1,21 |
| | M | 9 | 40 400 | 40 500 | 42 400 | 42 600 | 47 700 | 42 667 | 1,18 |
| | Tot | 19 | 39 800 | 40 500 | 42 000 | 45 100 | 47 700 | 42 732 | 1,20 |
| Samhällsbyggnad | K | 1 | | | | | | | |
| | M | 2 | | | | | | | |
| | Tot | 3 | | | | | | | |
| Tot | K | 91 | 39 000 | 40 000 | 41 400 | 45 100 | 49 000 | 43 121 | 1,26 |
| | M | 189 | 39 000 | 40 500 | 42 600 | 46 500 | 50 800 | 44 211 | 1,30 |
| | Tot | 280 | 39 000 | 40 350 | 42 500 | 46 450 | 50 500 | 43 857 | 1,29 |



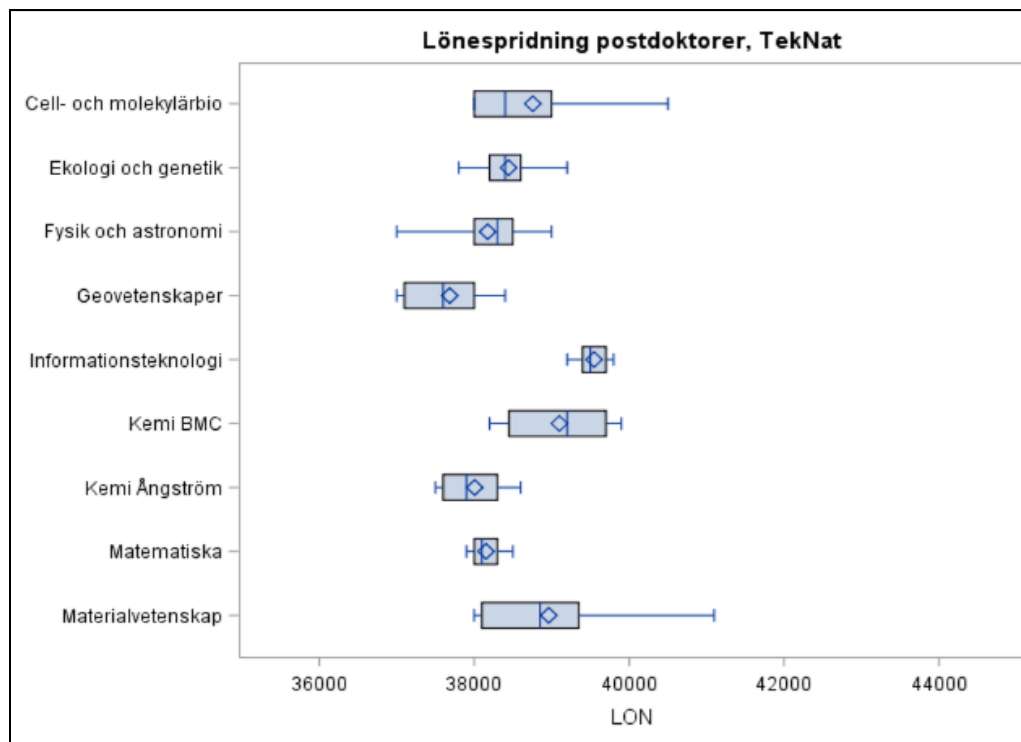
2b. Forskare Medfarm per institution

| | | Antal | P10 | P25 | Median | P75 | P90 | Medel | 90/10 |
|----------------------------|------------|-------|--------|--------|--------|--------|---------|--------|-------|
| Farmaceutisk biovet | K | 7 | | | | | | 43 300 | |
| | M | 12 | 40 000 | 40 400 | 42 550 | 43 700 | 46 600 | 42 933 | 1,17 |
| | Tot | 19 | 39 500 | 40 200 | 42 900 | 44 300 | 48 600 | 43 068 | 1,23 |
| Farmaci | K | 14 | 38 300 | 39 500 | 42 650 | 44 700 | 46 000 | 42 357 | 1,20 |
| | M | 13 | 38 900 | 40 000 | 41 700 | 47 400 | 50 000 | 44 038 | 1,29 |
| | Tot | 27 | 38 900 | 39 500 | 41 700 | 46 000 | 49 400 | 43 167 | 1,27 |
| Folkhälso | K | 25 | 43 000 | 45 000 | 48 000 | 50 300 | 54 100 | 49 196 | 1,26 |
| | M | 8 | 43 100 | 44 350 | 47 200 | 50 600 | 52 400 | 47 475 | 1,22 |
| | Tot | 33 | 43 100 | 44 800 | 47 400 | 50 300 | 53 600 | 48 779 | 1,24 |
| IGP | K | 30 | 40 900 | 41 400 | 42 500 | 45 100 | 47 800 | 43 437 | 1,17 |
| | M | 31 | 39 800 | 41 000 | 43 200 | 48 500 | 52 200 | 46 123 | 1,31 |
| | Tot | 61 | 40 000 | 41 400 | 42 800 | 45 800 | 51 200 | 44 802 | 1,28 |
| IMBIM | K | 19 | 39 400 | 40 200 | 41 500 | 44 500 | 47 900 | 42 400 | 1,22 |
| | M | 22 | 39 600 | 40 200 | 42 000 | 45 700 | 47 500 | 43 277 | 1,20 |
| | Tot | 41 | 39 400 | 40 200 | 41 800 | 45 600 | 47 500 | 42 871 | 1,21 |
| Kirurgiska vet | K | 10 | 42 850 | 45 600 | 52 500 | 57 700 | 65 700 | 53 410 | 1,53 |
| | M | 8 | 43 600 | 44 500 | 48 750 | 76 350 | 100 000 | 60 350 | 2,29 |
| | Tot | 18 | 43 600 | 44 900 | 51 650 | 57 700 | 100 000 | 56 494 | 2,29 |
| Kvinnors och barns | K | 19 | 40 700 | 41 400 | 48 300 | 58 500 | 70 600 | 50 947 | 1,73 |
| | M | 5 | | | | | | 45 380 | |
| | Tot | 24 | 40 700 | 41 450 | 47 950 | 52 500 | 63 200 | 49 788 | 1,55 |
| Läkemedelskemi | K | 3 | | | | | | | |
| | M | 11 | 43 000 | 43 500 | 44 800 | 50 500 | 58 600 | 49 745 | 1,36 |
| | Tot | 14 | 43 000 | 43 500 | 45 250 | 50 500 | 58 600 | 49 264 | 1,36 |
| Medicinsk cell | K | 8 | 40 500 | 41 300 | 41 700 | 46 100 | 53 900 | 44 075 | 1,33 |
| | M | 13 | 40 000 | 41 500 | 43 100 | 45 300 | 46 300 | 43 238 | 1,16 |
| | Tot | 21 | 40 500 | 41 400 | 42 100 | 45 300 | 49 500 | 43 557 | 1,22 |
| Medicinska vet | K | 18 | 39 000 | 42 800 | 43 750 | 48 500 | 55 000 | 45 661 | 1,41 |
| | M | 12 | 44 300 | 44 500 | 45 550 | 52 050 | 57 000 | 49 983 | 1,29 |
| | Tot | 30 | 41 000 | 43 000 | 44 650 | 49 800 | 55 900 | 47 390 | 1,36 |
| Tot | K | 153 | 40 000 | 41 400 | 44 500 | 48 600 | 53 800 | 46 103 | 1,35 |
| | M | 135 | 40 000 | 41 500 | 43 900 | 47 500 | 52 200 | 46 431 | 1,31 |
| | Tot | 288 | 40 000 | 41 400 | 44 150 | 48 500 | 52 900 | 46 257 | 1,32 |



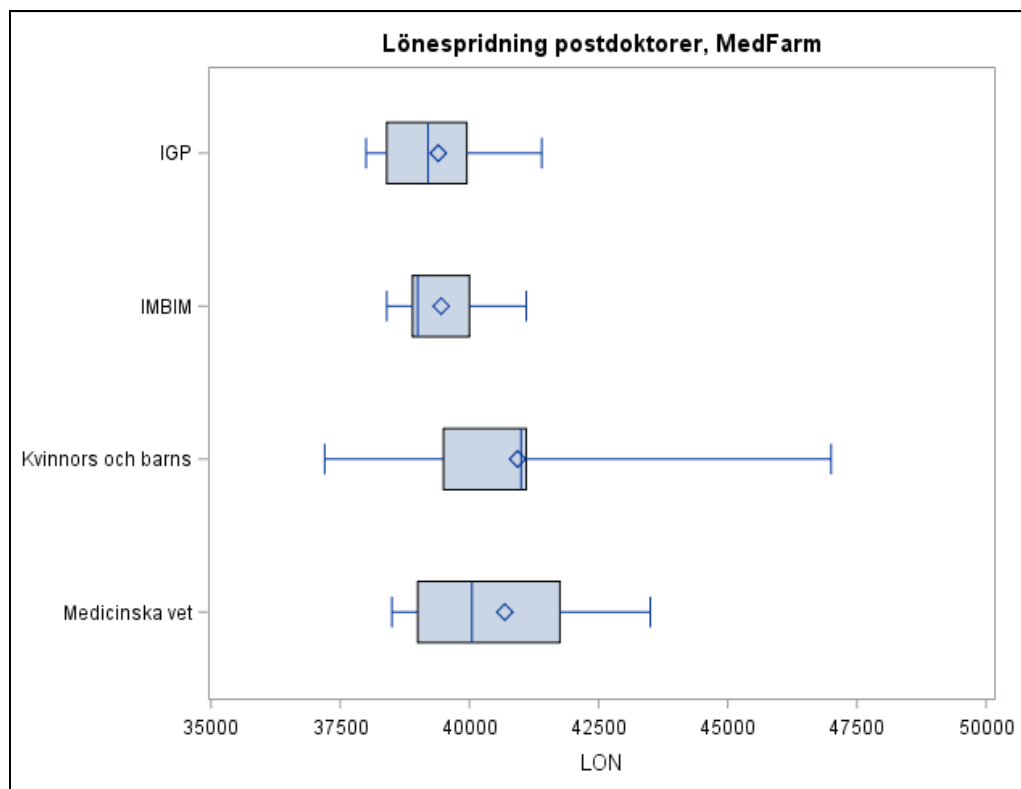
2c. Forskare Humsam per fakultet

| | | Antal | P10 | P25 | Median | P75 | P90 | Medel | 90/10 |
|-----------------------|------------|-------|--------|--------|--------|--------|--------|--------|-------|
| Histfil fak | K | 26 | 43 000 | 44 300 | 45 450 | 47 600 | 50 700 | 46 038 | 1,18 |
| | M | 40 | 43 100 | 44 000 | 45 350 | 48 500 | 52 600 | 46 570 | 1,22 |
| | Tot | 66 | 43 000 | 44 100 | 45 350 | 48 100 | 51 500 | 46 361 | 1,20 |
| Juridiska fak | K | 4 | | | | | | | |
| | M | 1 | | | | | | | |
| | Tot | 5 | | | | | | 47 520 | |
| Samhvet fak | K | 35 | 42 900 | 44 000 | 47 700 | 51 800 | 55 000 | 48 720 | 1,28 |
| | M | 41 | 43 000 | 43 800 | 46 800 | 49 500 | 54 000 | 49 068 | 1,26 |
| | Tot | 76 | 42 900 | 43 900 | 47 000 | 50 500 | 55 000 | 48 908 | 1,28 |
| Språkvet fak | K | 2 | | | | | | | |
| | M | 7 | | | | | | 46 329 | |
| | Tot | 9 | 43 100 | 44 600 | 45 000 | 46 600 | 51 800 | 46 122 | 1,20 |
| Teologiska fak | K | 7 | | | | | | 47 714 | |
| | M | 7 | | | | | | 44 829 | |
| | Tot | 14 | 40 000 | 43 800 | 45 000 | 47 000 | 55 200 | 46 271 | 1,38 |
| Utbvet fak | K | 2 | | | | | | | |
| | M | 2 | | | | | | | |
| | Tot | 4 | | | | | | | |
| Tot | K | 76 | 42 900 | 44 250 | 46 000 | 50 050 | 53 800 | 47 507 | 1,25 |
| | M | 98 | 43 100 | 44 000 | 46 000 | 49 000 | 52 700 | 47 830 | 1,22 |
| | Tot | 174 | 43 000 | 44 000 | 46 000 | 49 200 | 52 700 | 47 689 | 1,23 |



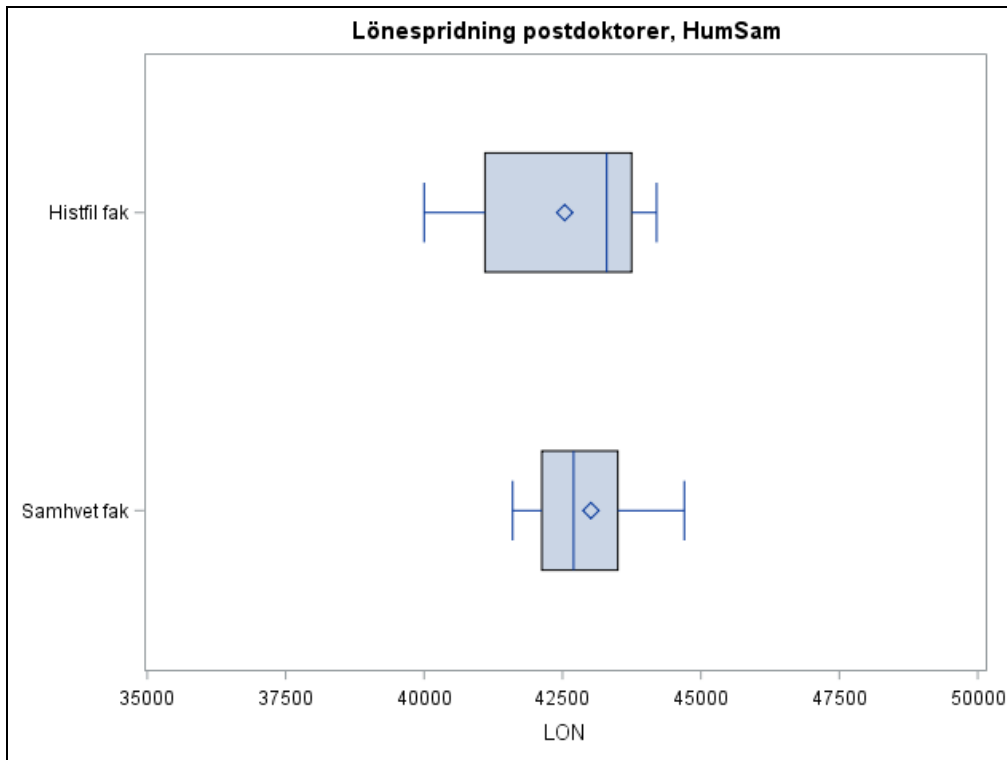
3a. Postdoktorer Teknat per institution

| | | Antal | P10 | P25 | Median | P75 | P90 | Medel | 90/10 |
|----------------------------|-----|-------|--------|--------|--------|--------|--------|--------|-------|
| Cell- och molekylärbio | K | 6 | | | | | | 38 667 | |
| | M | 15 | 38 000 | 38 000 | 38 400 | 39 500 | 40 500 | 38 793 | 1,07 |
| | Tot | 21 | 38 000 | 38 000 | 38 400 | 39 000 | 40 500 | 38 757 | 1,07 |
| Ekologi och genetik | K | 3 | | | | | | 38 283 | |
| | M | 6 | | | | | | 38 283 | |
| | Tot | 9 | 37 800 | 38 200 | 38 400 | 38 600 | 39 200 | 38 444 | 1,04 |
| Elektroteknik | K | 1 | | | | | | | |
| | M | 5 | | | | | | | |
| | Tot | 6 | | | | | | 38 767 | |
| Fysik och astronomi | K | 7 | | | | | | 38 271 | |
| | M | 27 | 37 000 | 37 500 | 38 000 | 38 600 | 39 600 | 38 148 | 1,07 |
| | Tot | 34 | 37 000 | 38 000 | 38 300 | 38 500 | 39 000 | 38 174 | 1,05 |
| Geovetenskaper | K | 7 | | | | | | 37 543 | |
| | M | 6 | | | | | | 37 850 | |
| | Tot | 13 | 37 000 | 37 100 | 37 600 | 38 000 | 38 400 | 37 685 | 1,04 |
| Informations- teknologi | K | 7 | | | | | | 39 629 | |
| | M | 18 | 39 200 | 39 400 | 39 500 | 39 700 | 39 800 | 39 517 | 1,02 |
| | Tot | 25 | 39 200 | 39 400 | 39 500 | 39 700 | 39 800 | 39 548 | 1,02 |
| Kemi BMC | K | 3 | | | | | | | |
| | M | 5 | | | | | | 39 080 | |
| | Tot | 8 | 38 200 | 38 450 | 39 200 | 39 700 | 39 900 | 39 100 | 1,04 |
| Kemi Ångström | K | 11 | 37 000 | 37 500 | 37 900 | 38 200 | 38 400 | 37 927 | 1,04 |
| | M | 21 | 37 500 | 37 800 | 37 900 | 38 400 | 38 600 | 38 048 | 1,03 |
| | Tot | 32 | 37 500 | 37 600 | 37 900 | 38 300 | 38 600 | 38 006 | 1,03 |
| Matematiska | K | 7 | | | | | | 38 043 | |
| | M | 10 | 38 000 | 38 100 | 38 250 | 38 300 | 38 500 | 38 230 | 1,01 |
| | Tot | 17 | 37 900 | 38 000 | 38 100 | 38 300 | 38 500 | 38 153 | 1,02 |
| Materialvetenskap | K | 3 | | | | | | | |
| | M | 5 | | | | | | 39 020 | |
| | Tot | 8 | 38 000 | 38 100 | 38 850 | 39 350 | 41 099 | 38 962 | 1,08 |
| Organismbiologi | K | 4 | | | | | | | |
| | M | 3 | | | | | | | |
| | Tot | 7 | | | | | | 37 957 | |
| Samhällsbyggnad | K | 3 | | | | | | | |
| | M | 1 | | | | | | | |
| | Tot | 4 | | | | | | | |
| Tot | K | 62 | 37 100 | 38 000 | 38 250 | 39 000 | 39 800 | 38 503 | 1,07 |
| | M | 122 | 37 500 | 38 000 | 38 300 | 39 300 | 39 800 | 38 550 | 1,06 |
| | Tot | 184 | 37 500 | 38 000 | 38 300 | 39 200 | 39 800 | 38 534 | 1,06 |



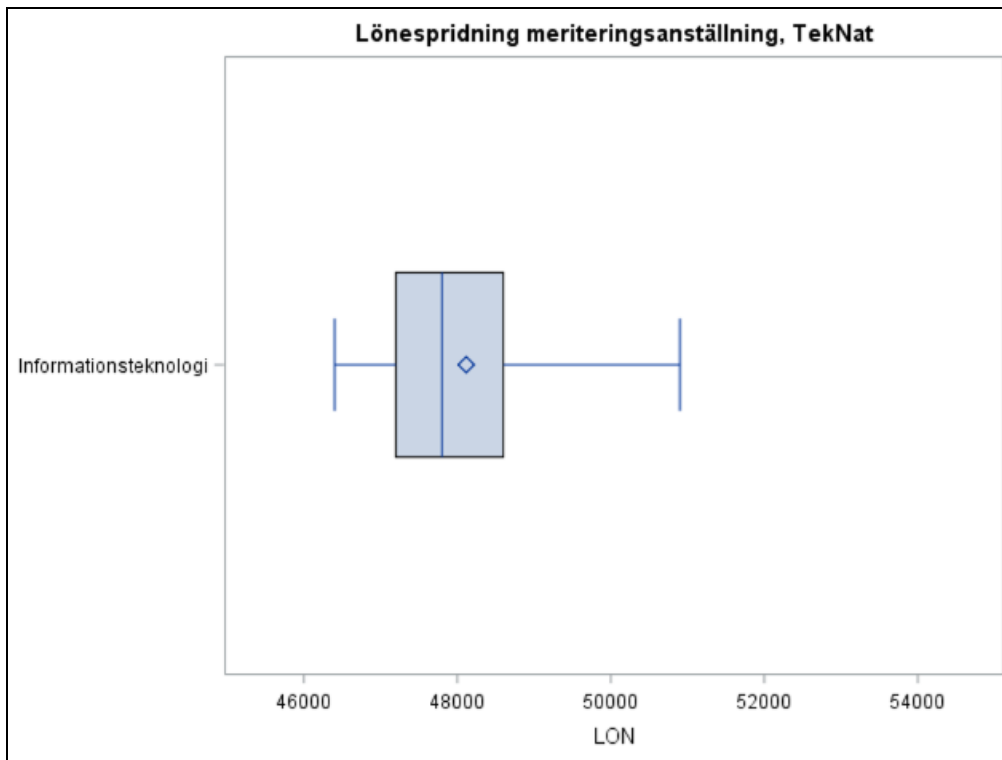
3b. Postdoktorer Medfarm per institution

| | | Antal | P10 | P25 | Median | P75 | P90 | Medel | 90/10 |
|---------------------|-----|-------|--------|--------|--------|--------|--------|--------|-------|
| Farmaceutisk biovet | K | 4 | | | | | | | |
| | M | 1 | | | | | | | |
| | Tot | 5 | | | | | | 38 900 | |
| Farmaci | K | 2 | | | | | | | |
| | M | 2 | | | | | | | |
| | Tot | 4 | | | | | | | |
| Folkhälso | K | 2 | | | | | | | |
| | M | 2 | | | | | | | |
| | Tot | 4 | | | | | | | |
| IGP | K | 20 | 38 150 | 38 550 | 39 200 | 39 950 | 41 400 | 39 525 | 1,09 |
| | M | 8 | 38 000 | 38 350 | 39 150 | 39 750 | 40 100 | 39 075 | 1,06 |
| | Tot | 28 | 38 000 | 38 400 | 39 200 | 39 950 | 41 400 | 39 396 | 1,09 |
| IMBIM | K | 8 | 38 400 | 38 800 | 38 950 | 40 250 | 41 700 | 39 513 | 1,09 |
| | M | 7 | | | | | | 39 386 | |
| | Tot | 15 | 38 400 | 38 900 | 39 000 | 40 000 | 41 100 | 39 453 | 1,07 |
| Kirurgiska vet | K | 3 | | | | | | | |
| | M | 3 | | | | | | | |
| | Tot | 6 | | | | | | 41 900 | |
| Kvinnors och barns | K | 8 | | | | | | | |
| | M | 1 | | | | | | | |
| | Tot | 9 | 37 200 | 39 500 | 41 000 | 41 100 | 47 000 | 40 933 | 1,26 |
| Läkemedelskemi | K | 1 | | | | | | | |
| | M | 4 | | | | | | | |
| | Tot | 5 | | | | | | 39 240 | |
| Medicinsk cell | K | 3 | | | | | | | |
| | M | 1 | | | | | | | |
| | Tot | 4 | | | | | | | |
| Medicinska vet | K | 10 | 38 500 | 39 000 | 41 250 | 42 300 | 46 150 | 41 410 | 1,20 |
| | M | 10 | 38 400 | 38 500 | 39 350 | 41 000 | 42 500 | 39 960 | 1,11 |
| | Tot | 20 | 38 400 | 39 000 | 40 050 | 41 750 | 43 850 | 40 685 | 1,14 |
| Tot | K | 61 | 38 300 | 38 900 | 39 400 | 41 100 | 42 600 | 40 102 | 1,11 |
| | M | 39 | 38 300 | 38 800 | 39 200 | 40 000 | 41 500 | 39 731 | 1,08 |
| | Tot | 100 | 38 300 | 38 850 | 39 350 | 41 000 | 42 450 | 39 957 | 1,11 |



3c. Postdoktorer Humsam per fakultet

| | | Antal | P10 | P25 | Median | P75 | P90 | Medel | 90/10 |
|-----------------------|------------|-------|--------|--------|--------|--------|--------|--------|-------|
| Histfil fak | K | 11 | 40 000 | 41 100 | 42 200 | 43 900 | 44 000 | 42 227 | 1,10 |
| | M | 13 | 41 099 | 41 100 | 43 300 | 43 600 | 45 300 | 42 804 | 1,10 |
| | Tot | 24 | 40 000 | 41 100 | 43 300 | 43 750 | 44 200 | 42 539 | 1,11 |
| Juridiska fak | K | 1 | | | | | | | |
| | M | 1 | | | | | | | |
| | Tot | 2 | | | | | | | |
| Samhvet fak | K | 17 | 41 600 | 42 126 | 42 800 | 43 300 | 47 900 | 43 009 | 1,15 |
| | M | 14 | 41 000 | 42 000 | 42 700 | 43 600 | 44 700 | 43 020 | 1,09 |
| | Tot | 31 | 41 600 | 42 126 | 42 700 | 43 500 | 44 700 | 43 014 | 1,07 |
| Språkvet fak | K | 2 | | | | | | | |
| | M | 2 | | | | | | | |
| | Tot | 4 | | | | | | | |
| Teologiska fak | K | 2 | | | | | | | |
| | M | 2 | | | | | | | |
| | Tot | 4 | | | | | | | |
| Tot | K | 33 | 41 100 | 42 126 | 42 800 | 43 500 | 44 200 | 42 811 | 1,08 |
| | M | 32 | 41 099 | 41 900 | 42 700 | 43 600 | 45 300 | 42 876 | 1,10 |
| | Tot | 65 | 41 099 | 42 100 | 42 700 | 43 500 | 45 300 | 42 843 | 1,10 |



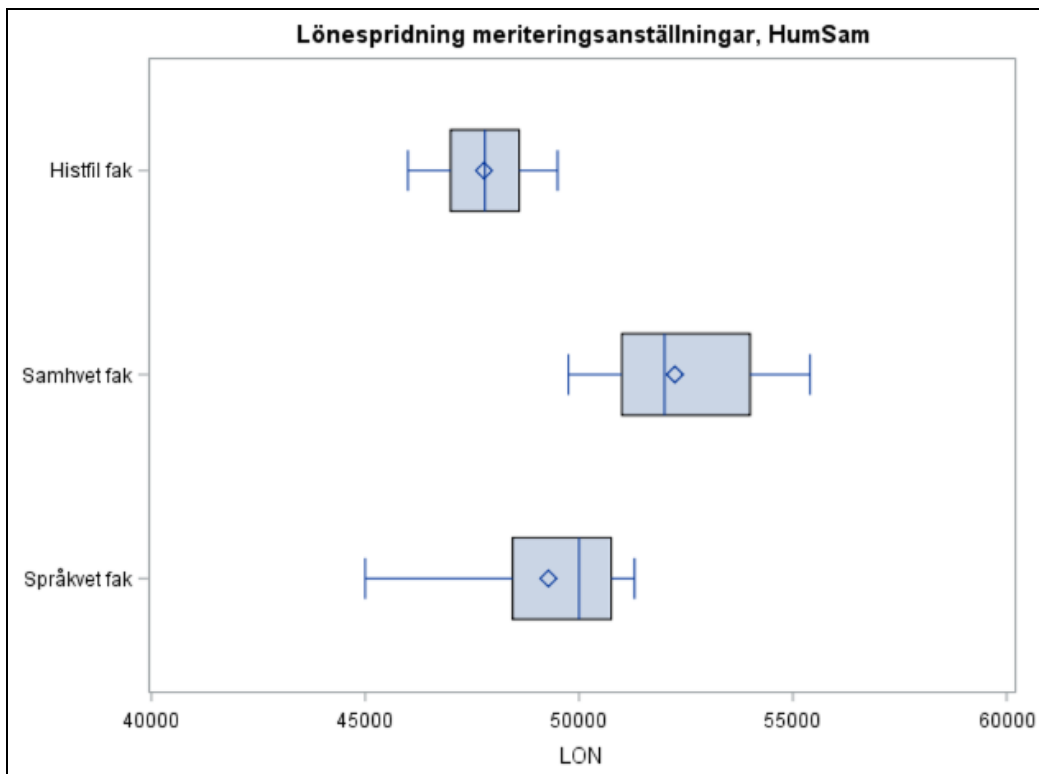
4a. Meriteringsanställning TekNat per institution

| | | Antal | P10 | P25 | Median | P75 | P90 | Medel | 90/10 |
|------------------------|-----|-------|--------|--------|--------|--------|--------|--------|-------|
| Cell- och molekylärbio | M | 1 | | | | | | | |
| | Tot | 1 | | | | | | | |
| Ekologi och genetik | M | 1 | | | | | | | |
| | Tot | 1 | | | | | | | |
| Elektroteknik | K | 3 | | | | | | | |
| | M | 3 | | | | | | | |
| | Tot | 6 | | | | | | 48 700 | |
| Fysik och astronomi | M | 1 | | | | | | | |
| | Tot | 1 | | | | | | | |
| Geovetenskaper | K | 1 | | | | | | | |
| | M | 1 | | | | | | | |
| | Tot | 2 | | | | | | | |
| Informationsteknologi | K | 7 | | | | | | 47 186 | |
| | M | 12 | 47 100 | 47 800 | 48 250 | 48 950 | 50 900 | 48 658 | 1,08 |
| | Tot | 19 | 46 400 | 47 200 | 47 800 | 48 600 | 50 900 | 48 116 | 1,10 |
| Kemi Ångström | K | 3 | | | | | | | |
| | M | 4 | | | | | | | |
| | Tot | 7 | | | | | | 53 086 | |
| Matematiska | K | 3 | | | | | | | |
| | M | 1 | | | | | | | |
| | Tot | 4 | | | | | | | |
| Materialvetenskap | M | 2 | | | | | | | |
| | Tot | 2 | | | | | | | |
| Organismbiologi | M | 1 | | | | | | | |
| | Tot | 1 | | | | | | | |
| Samhällsbyggnad | K | 1 | | | | | | | |
| | M | 5 | | | | | | | |
| | Tot | 6 | | | | | | 52 017 | |
| Tot | K | 18 | 46 300 | 47 000 | 47 750 | 51 900 | 54 800 | 49 150 | 1,18 |
| | M | 32 | 47 100 | 47 950 | 49 200 | 51 700 | 52 500 | 49 894 | 1,11 |
| | Tot | 50 | 46 700 | 47 700 | 48 600 | 51 700 | 52 950 | 49 626 | 1,13 |

Grupperna är så små att inget diagram visas

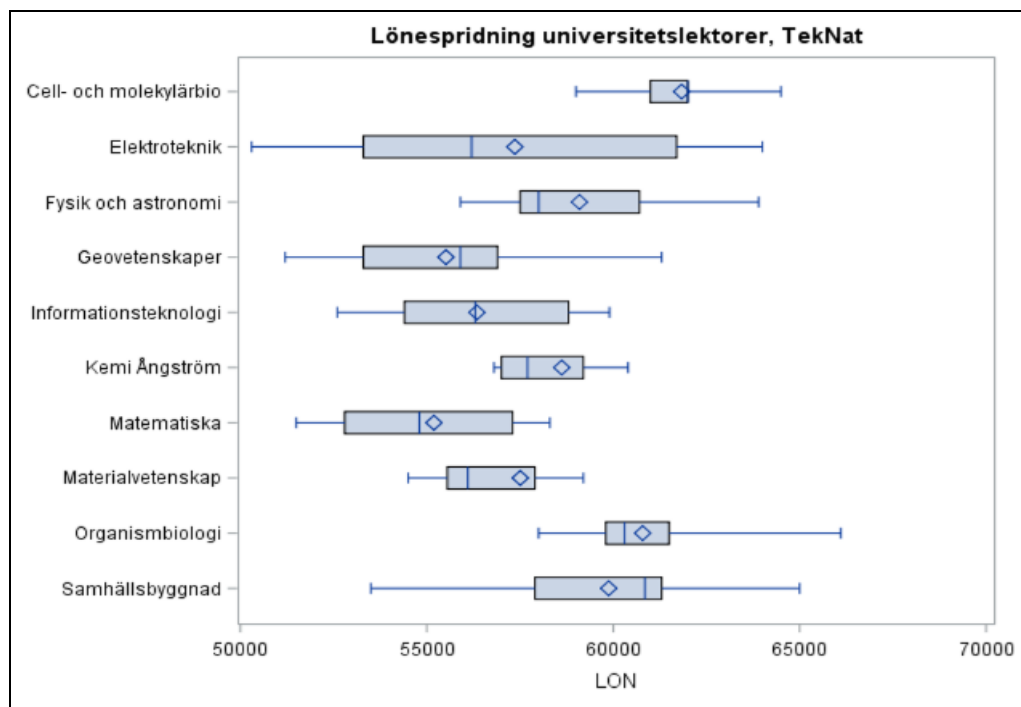
4b. Meriteringsanställning Medfarm per institution

| | | Antal | P10 | P25 | Median | P75 | P90 | Medel | 90/10 |
|--------------------|-----|-------|--------|--------|--------|--------|--------|--------|-------|
| Folkhälso | M | 1 | | | | | | | |
| | Tot | 1 | | | | | | | |
| | | | | | | | | | |
| IGP | K | 1 | | | | | | | |
| | M | 1 | | | | | | | |
| | Tot | 2 | | | | | | | |
| IMBIM | K | 1 | | | | | | | |
| | M | 1 | | | | | | | |
| | Tot | 2 | | | | | | | |
| Kvinnors och barns | K | 3 | | | | | | | |
| | M | 1 | | | | | | | |
| | Tot | 4 | | | | | | | |
| Medicinsk cell | K | 1 | | | | | | | |
| | M | 1 | | | | | | | |
| | Tot | 2 | | | | | | | |
| Medicinska vet | M | 1 | | | | | | | |
| | Tot | 1 | | | | | | | |
| Tot | K | 6 | | | | | | 53 550 | |
| | M | 6 | | | | | | 54 117 | |
| | Tot | 12 | 52 800 | 52 900 | 53 500 | 54 950 | 55 200 | 53 833 | 1,05 |



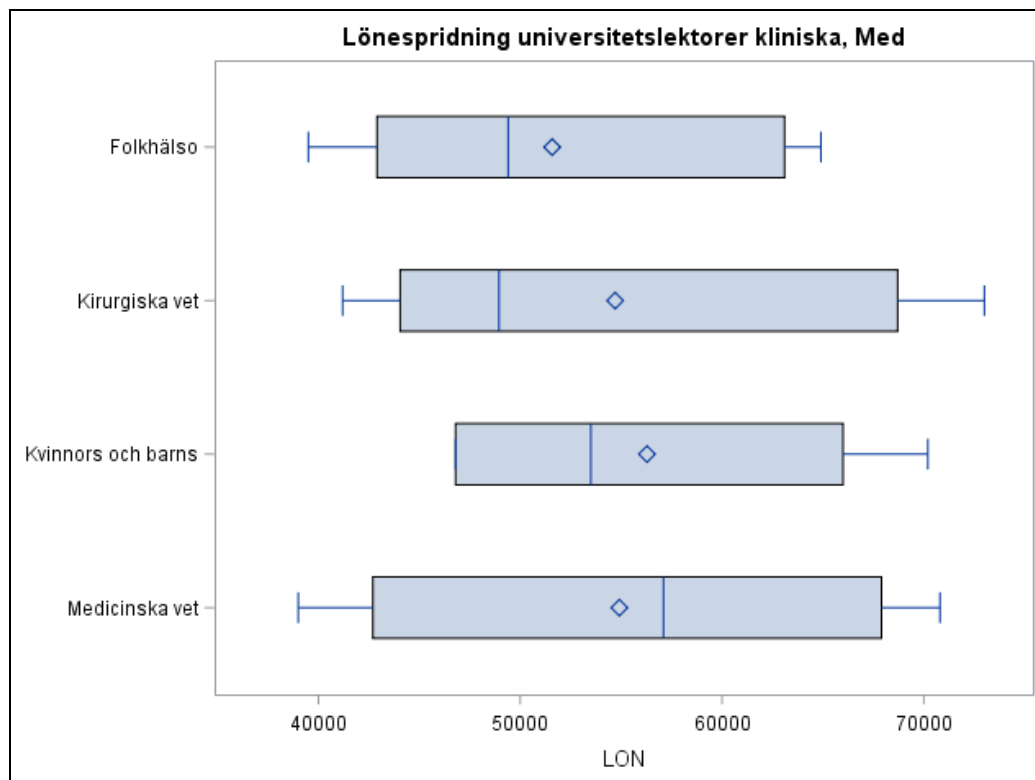
4c. Meriteringsanställning Humsam per fakultet

| | | Antal | P10 | P25 | Median | P75 | P90 | Medel | 90/10 |
|----------------------|------------|-------|--------|--------|--------|--------|--------|--------|-------|
| Histfil fak | K | 5 | | | | | | 46 920 | |
| | M | 8 | 46 000 | 47 550 | 48 200 | 49 500 | 50 000 | 48 313 | 1,09 |
| | Tot | 13 | 46 000 | 47 000 | 47 800 | 48 600 | 49 500 | 47 777 | 1,08 |
| Juridiska fak | K | 2 | | | | | | | |
| | Tot | 2 | | | | | | | |
| Samhvet fak | K | 9 | 48 000 | 51 000 | 51 000 | 53 800 | 55 200 | 51 800 | 1,15 |
| | M | 13 | 50 100 | 51 000 | 52 000 | 54 000 | 55 400 | 52 550 | 1,11 |
| | Tot | 22 | 49 750 | 51 000 | 52 000 | 54 000 | 55 400 | 52 243 | 1,11 |
| Språkvet fak | K | 8 | 43 000 | 46 500 | 49 450 | 50 750 | 51 300 | 48 463 | 1,19 |
| | M | 4 | | | | | | | |
| | Tot | 12 | 45 000 | 48 450 | 50 000 | 50 750 | 51 300 | 49 283 | 1,14 |
| Tot | K | 24 | 46 000 | 47 800 | 49 500 | 51 150 | 53 800 | 49 588 | 1,17 |
| | M | 25 | 47 600 | 49 500 | 50 500 | 52 000 | 55 400 | 50 934 | 1,16 |
| | Tot | 49 | 46 000 | 48 000 | 50 100 | 52 000 | 55 200 | 50 274 | 1,20 |



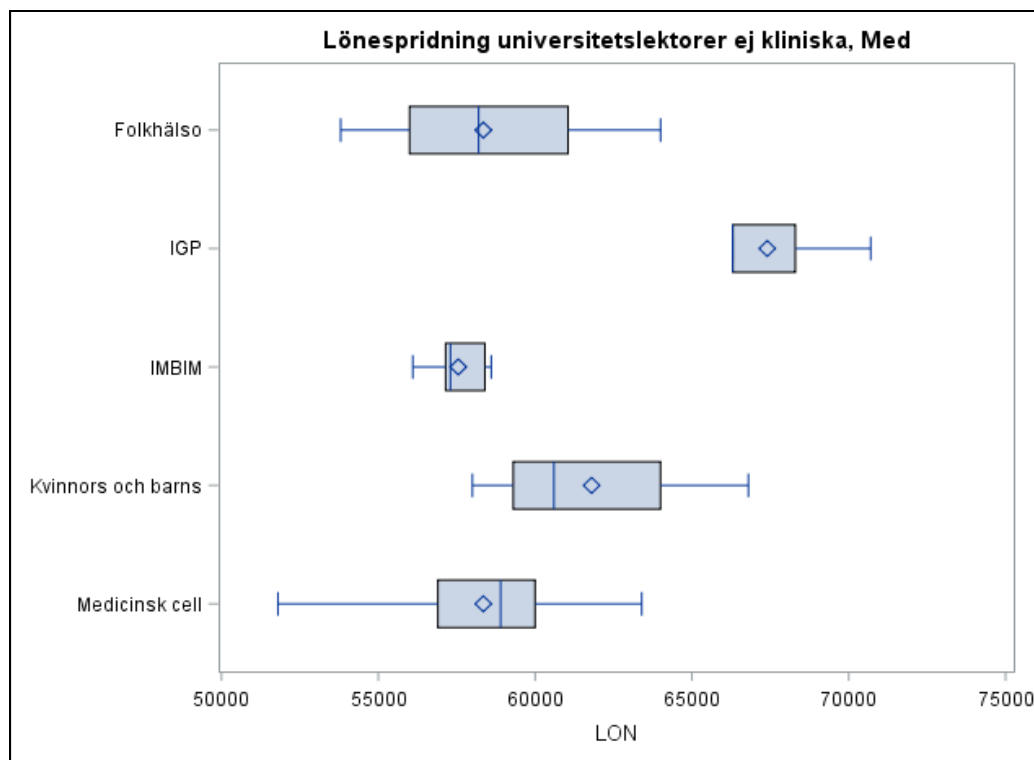
5a. Universitetslektorer TekNat per institution

| | | Antal | P10 | P25 | Median | P75 | P90 | Medel | 90/10 |
|------------------------|-----|-------|--------|--------|--------|--------|--------|--------|-------|
| Biologisk grundutb | K | 1 | | | | | | | |
| | Tot | 1 | | | | | | | |
| Cell- och molekylärbio | K | 3 | | | | | | 61 917 | |
| | M | 6 | | | | | | | |
| | Tot | 9 | 59 000 | 61 000 | 62 000 | 62 000 | 64 500 | 61 833 | 1 |
| Ekologi och genetik | K | 2 | | | | | | | |
| | M | 4 | | | | | | | |
| | Tot | 6 | | | | | | 60 183 | |
| Elektroteknik | K | 7 | | | | | | 59 286 | |
| | M | 22 | 50 800 | 52 100 | 54 500 | 61 100 | 64 000 | 56 745 | 1 |
| | Tot | 29 | 50 300 | 53 300 | 56 200 | 61 700 | 64 000 | 57 359 | 1 |
| Fysik och astronomi | K | 13 | 57 400 | 57 600 | 57 700 | 59 600 | 61 000 | 59 377 | 1 |
| | M | 32 | 55 400 | 56 750 | 58 250 | 60 850 | 63 900 | 58 978 | 1 |
| | Tot | 45 | 55 900 | 57 500 | 58 000 | 60 700 | 63 900 | 59 093 | 1 |
| Geovetenskaper | K | 13 | 51 500 | 53 300 | 54 500 | 56 100 | 62 000 | 55 546 | 1 |
| | M | 24 | 51 200 | 53 000 | 56 100 | 57 900 | 61 000 | 55 492 | 1 |
| | Tot | 37 | 51 200 | 53 300 | 55 900 | 56 900 | 61 300 | 55 511 | 1 |
| Informationsteknologi | K | 7 | | | | | | 56 086 | |
| | M | 28 | 51 800 | 54 850 | 56 150 | 58 700 | 59 900 | 56 407 | 1 |
| | Tot | 35 | 52 600 | 54 400 | 56 300 | 58 800 | 59 900 | 56 343 | 1 |
| Kemi BMC | K | 2 | | | | | | | |
| | M | 2 | | | | | | | |
| | Tot | 4 | | | | | | | |
| Kemi Ångström | K | 6 | | | | | | 59 300 | |
| | M | 17 | 56 800 | 57 000 | 57 500 | 59 000 | 60 400 | 58 376 | 1 |
| | Tot | 23 | 56 800 | 57 000 | 57 700 | 59 200 | 60 400 | 58 617 | 1 |
| Matematiska | K | 5 | | | | | | 54 860 | |
| | M | 21 | 51 500 | 52 500 | 55 000 | 57 400 | 58 300 | 55 267 | 1 |
| | Tot | 26 | 51 500 | 52 800 | 54 800 | 57 300 | 58 300 | 55 188 | 1 |
| Materialvetenskap | K | 6 | | | | | | 58 700 | |
| | M | 10 | 54 750 | 55 700 | 56 650 | 58 500 | 58 950 | 56 790 | 1 |
| | Tot | 16 | 54 500 | 55 550 | 56 100 | 57 900 | 59 200 | 57 506 | 1 |
| Organismbiologi | K | 2 | | | | | | | |
| | M | 7 | | | | | | 60 771 | |
| | Tot | 9 | 58 000 | 59 800 | 60 300 | 61 500 | 66 100 | 60 789 | 1 |
| Samhällsbyggnad | K | 9 | 42 800 | 54 100 | 61 300 | 61 300 | 65 000 | 57 778 | 2 |
| | M | 13 | 56 200 | 58 000 | 60 800 | 61 000 | 68 500 | 61 331 | 1 |
| | Tot | 22 | 53 500 | 57 900 | 60 850 | 61 300 | 65 000 | 59 877 | 1 |
| Tot | K | 76 | 53 100 | 55 450 | 57 600 | 61 150 | 63 200 | 58 022 | 1 |
| | M | 186 | 52 100 | 55 000 | 57 350 | 59 800 | 62 400 | 57 584 | 1 |
| | Tot | 262 | 52 600 | 55 100 | 57 450 | 60 300 | 62 500 | 57 711 | 1 |



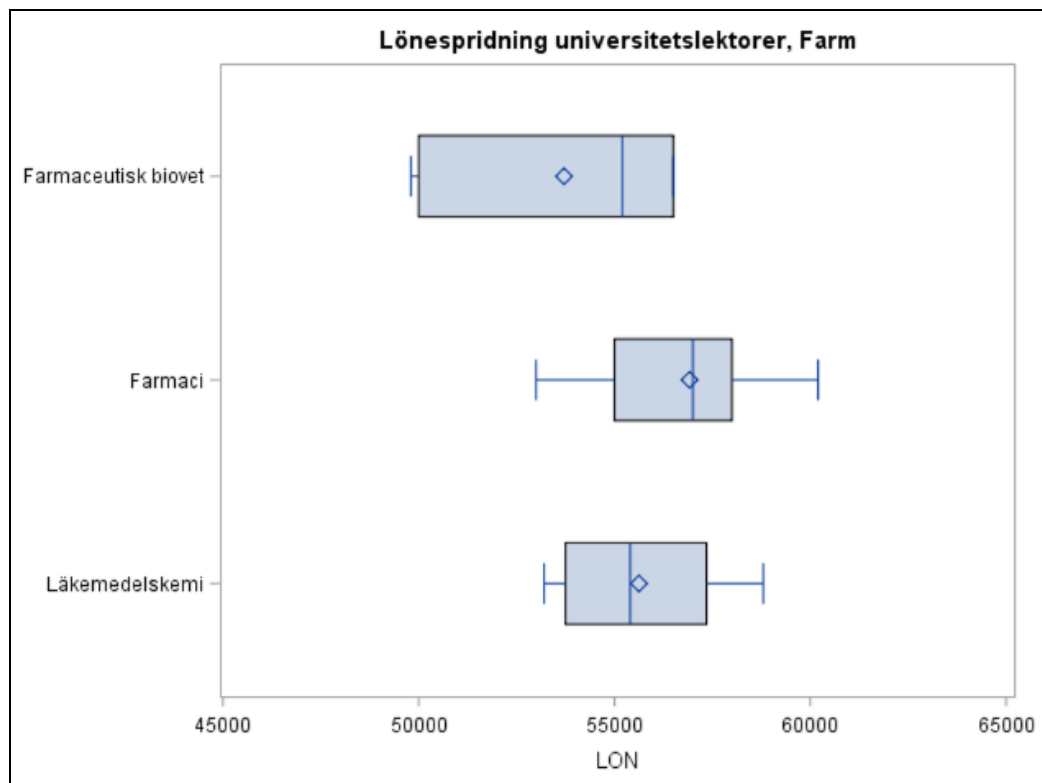
5b. Universitetslektorer (kliniska) Med fak per institution

| | | Antal | P10 | P25 | Median | P75 | P90 | Medel | 90/10 |
|---------------------------|------------|-------|--------|--------|--------|--------|--------|--------|-------|
| Folkhälsa | K | 13 | 39 500 | 42 000 | 44 100 | 57 000 | 63 200 | 48 654 | 1,60 |
| | M | 3 | | | | | | | |
| | Tot | 16 | 39 500 | 42 900 | 49 400 | 63 100 | 64 900 | 51 581 | 1,64 |
| Kirurgiska vet | K | 6 | | | | | | 48 617 | |
| | M | 2 | | | | | | | |
| | Tot | 8 | 41 200 | 44 050 | 48 950 | 68 700 | 73 000 | 54 700 | 1,77 |
| Kvinnors och barns | K | 9 | | | | | | | |
| | M | 1 | | | | | | | |
| | Tot | 10 | 45 750 | 46 800 | 53 500 | 66 000 | 72 600 | 56 280 | 1,59 |
| Medicinska vet | K | 5 | | | | | | 49 940 | |
| | M | 4 | | | | | | | |
| | Tot | 9 | 39 000 | 42 700 | 57 100 | 67 900 | 70 800 | 54 911 | 1,82 |
| Tot | K | 33 | 39 500 | 43 800 | 48 100 | 57 100 | 66 000 | 51 273 | 1,67 |
| | M | 10 | 43 700 | 63 000 | 64 900 | 70 800 | 72 950 | 62 790 | 1,67 |
| | Tot | 43 | 40 000 | 44 000 | 52 400 | 64 500 | 70 200 | 53 951 | 1,76 |



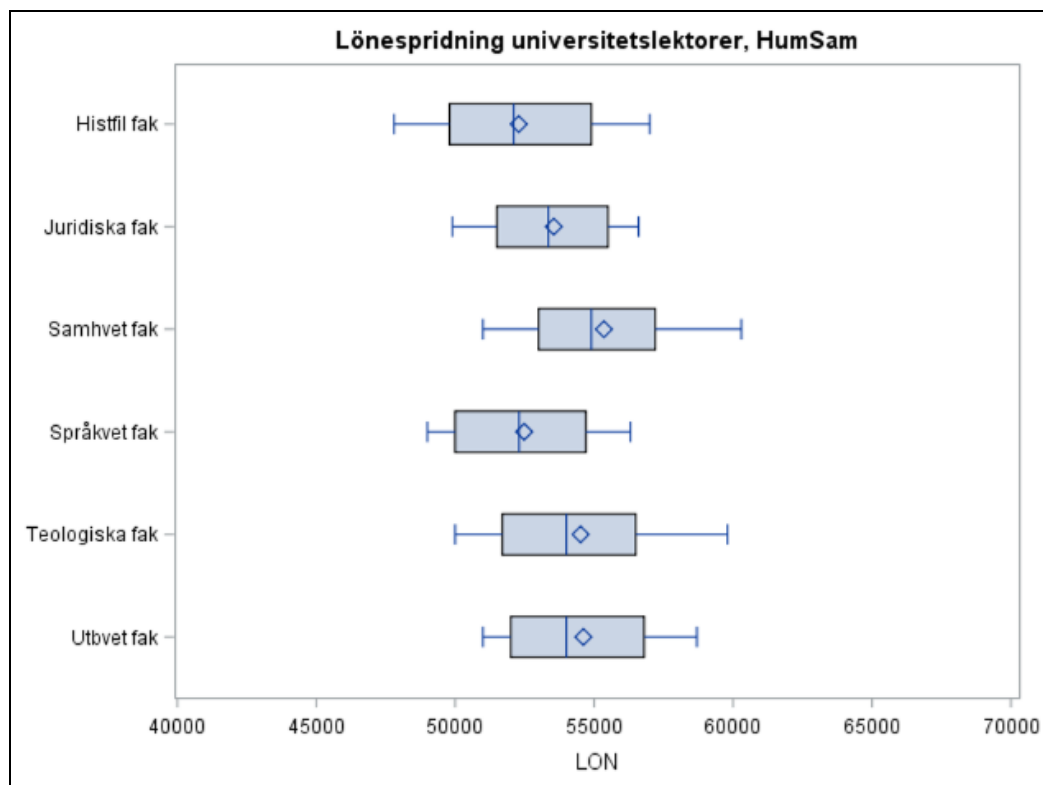
5c. Universitetslektorer (ej kliniska) Med fak per institution

| | | Antal | P10 | P25 | Median | P75 | P90 | Medel | 90/10 |
|---------------------------|------------|-------|--------|--------|--------|--------|--------|--------|-------|
| Folkhälsa | K | 8 | 53 800 | 56 600 | 58 200 | 62 250 | 64 200 | 59 013 | 1,19 |
| | M | 4 | | | | | | | |
| | Tot | 12 | 53 800 | 56 000 | 58 200 | 61 050 | 64 000 | 58 350 | 1,19 |
| IGP | K | 3 | | | | | | | |
| | M | 6 | | | | | 66 883 | | |
| | Tot | 9 | 66 300 | 66 300 | 66 300 | 68 300 | 70 700 | 67 400 | 1,07 |
| IMBIM | K | 4 | | | | | | | |
| | M | 4 | | | | | | | |
| | Tot | 8 | 56 100 | 57 150 | 57 300 | 58 400 | 58 600 | 57 550 | 1,04 |
| Kirurgiska vet | K | 3 | | | | | | | |
| | Tot | 3 | | | | | | | |
| Kvinnors och barns | K | 7 | | | | | | 61 557 | |
| | M | 3 | | | | | | | |
| | Tot | 10 | 56 500 | 59 300 | 60 600 | 64 000 | 69 600 | 61 800 | 1,23 |
| Medicinsk cell | K | 5 | | | | | | 56 680 | |
| | M | 3 | | | | | | | |
| | Tot | 8 | 51 800 | 56 900 | 58 900 | 60 000 | 63 400 | 58 350 | 1,22 |
| Medicinska vet | K | 2 | | | | | | | |
| | M | 2 | | | | | | | |
| | Tot | 4 | | | | | | | |
| Tot | K | 32 | 55 000 | 57 250 | 58 600 | 63 350 | 66 300 | 59 859 | 1,21 |
| | M | 22 | 57 000 | 58 400 | 61 300 | 66 300 | 67 500 | 61 914 | 1,18 |
| | Tot | 54 | 56 000 | 57 300 | 60 000 | 64 200 | 67 500 | 60 696 | 1,21 |



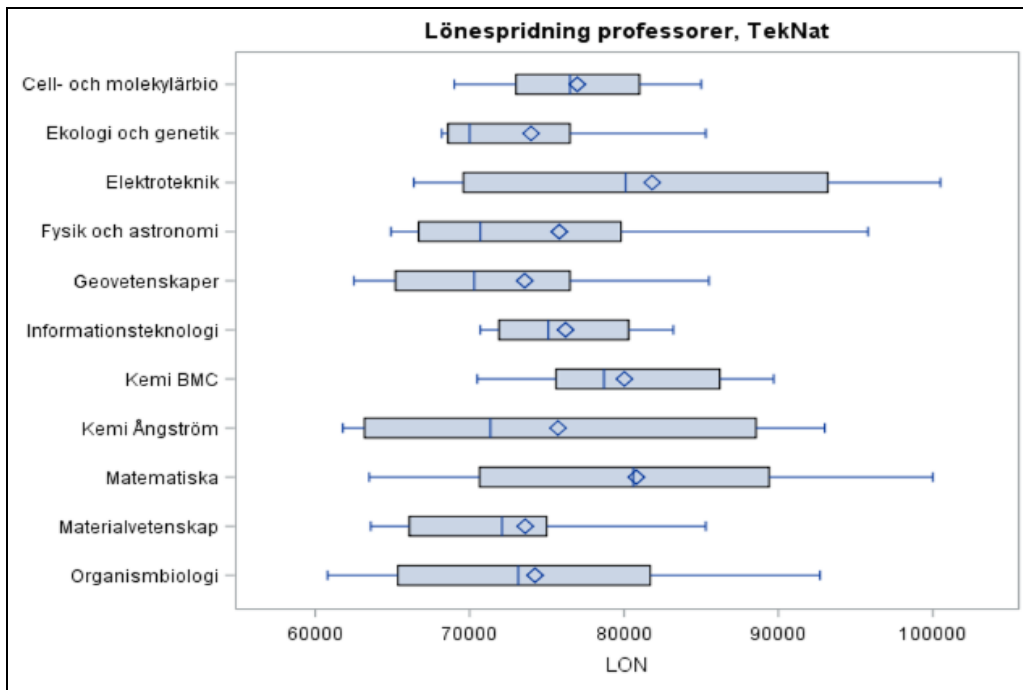
5d. Universitetslektorer Farm fak per institution

| | | Antal | P10 | P25 | Median | P75 | P90 | Medel | 90/10 |
|----------------------------|------------|-------|--------|--------|--------|--------|--------|--------|-------|
| Farmaceutisk biovet | K | 7 | | | | | | 53 071 | |
| | M | 4 | | | | | | | |
| | Tot | 11 | 49 800 | 50 000 | 55 200 | 56 500 | 56 500 | 53 709 | 1,13 |
| Farmaci | K | 8 | 52 900 | 54 000 | 57 050 | 57 950 | 60 200 | 56 388 | 1,14 |
| | M | 3 | | | | | | | |
| | Tot | 11 | 53 000 | 55 000 | 57 000 | 58 000 | 60 200 | 56 918 | 1,14 |
| Läkemedelskemi | K | 1 | | | | | | | |
| | M | 7 | | | | | | | |
| | Tot | 8 | 53 200 | 53 750 | 55 400 | 57 350 | 58 800 | 55 625 | 1,11 |
| Tot | K | 16 | 49 800 | 52 950 | 55 450 | 57 100 | 58 000 | 54 838 | 1,16 |
| | M | 14 | 53 200 | 53 900 | 56 200 | 57 800 | 58 800 | 56 036 | 1,11 |
| | Tot | 30 | 50 050 | 53 600 | 55 850 | 57 700 | 58 550 | 55 397 | 1,17 |

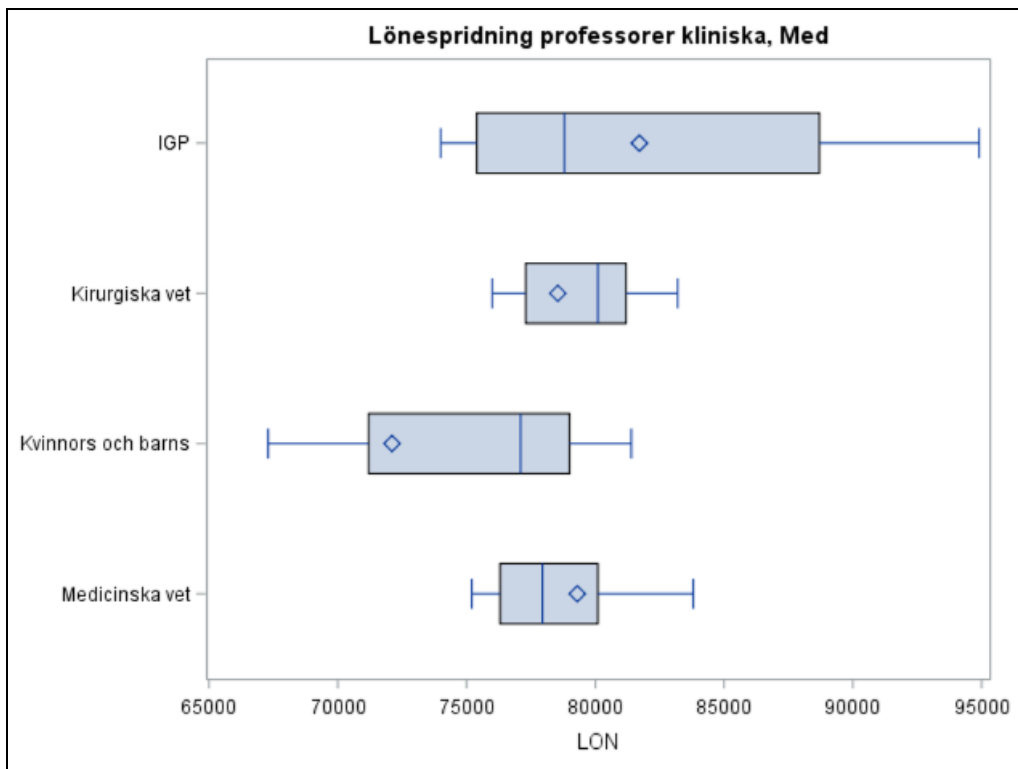


5e. Universitetslektorer HumSam per fakultet

| | | Antal | P10 | P25 | Median | P75 | P90 | Medel | 90/10 |
|-----------------------|------------|-------|--------|--------|--------|--------|--------|--------|-------|
| Histfil fak | K | 49 | 46 800 | 49 300 | 52 100 | 54 900 | 56 200 | 52 025 | 1,20 |
| | M | 53 | 48 000 | 50 000 | 52 100 | 54 800 | 57 500 | 52 528 | 1,20 |
| | Tot | 102 | 47 800 | 49 800 | 52 100 | 54 900 | 57 000 | 52 286 | 1,19 |
| Juridiska fak | K | 23 | 49 900 | 51 300 | 53 200 | 55 700 | 56 600 | 53 561 | 1,13 |
| | M | 19 | 49 900 | 51 500 | 53 500 | 55 500 | 56 800 | 53 532 | 1,14 |
| | Tot | 42 | 49 900 | 51 500 | 53 350 | 55 500 | 56 600 | 53 548 | 1,13 |
| Samhvet fak | K | 86 | 51 500 | 53 000 | 54 600 | 57 000 | 60 300 | 55 241 | 1,17 |
| | M | 103 | 51 000 | 52 500 | 55 100 | 58 500 | 60 100 | 55 446 | 1,18 |
| | Tot | 189 | 51 000 | 53 000 | 54 900 | 57 200 | 60 300 | 55 352 | 1,18 |
| Språkvet fak | K | 38 | 48 900 | 49 700 | 52 200 | 54 000 | 56 100 | 52 253 | 1,15 |
| | M | 25 | 49 000 | 51 200 | 52 500 | 54 700 | 56 600 | 52 828 | 1,16 |
| | Tot | 63 | 49 000 | 50 000 | 52 300 | 54 700 | 56 300 | 52 481 | 1,15 |
| Teologiska fak | K | 7 | | | | | | 55 500 | |
| | M | 11 | 50 000 | 50 300 | 54 000 | 55 800 | 56 500 | 53 882 | 1,13 |
| | Tot | 18 | 50 000 | 51 700 | 54 000 | 56 500 | 59 800 | 54 511 | 1,20 |
| Utbvet fak | K | 43 | 50 600 | 51 900 | 54 000 | 56 800 | 58 500 | 54 314 | 1,16 |
| | M | 27 | 51 000 | 52 000 | 54 700 | 56 300 | 58 700 | 55 085 | 1,15 |
| | Tot | 70 | 50 800 | 52 000 | 54 000 | 56 800 | 58 700 | 54 611 | 1,16 |
| Tot | K | 246 | 49 200 | 51 300 | 53 700 | 56 000 | 58 500 | 53 827 | 1,19 |
| | M | 238 | 49 800 | 51 600 | 53 850 | 56 200 | 59 500 | 54 255 | 1,19 |
| | Tot | 484 | 49 500 | 51 500 | 53 800 | 56 100 | 59 100 | 54 037 | 1,19 |

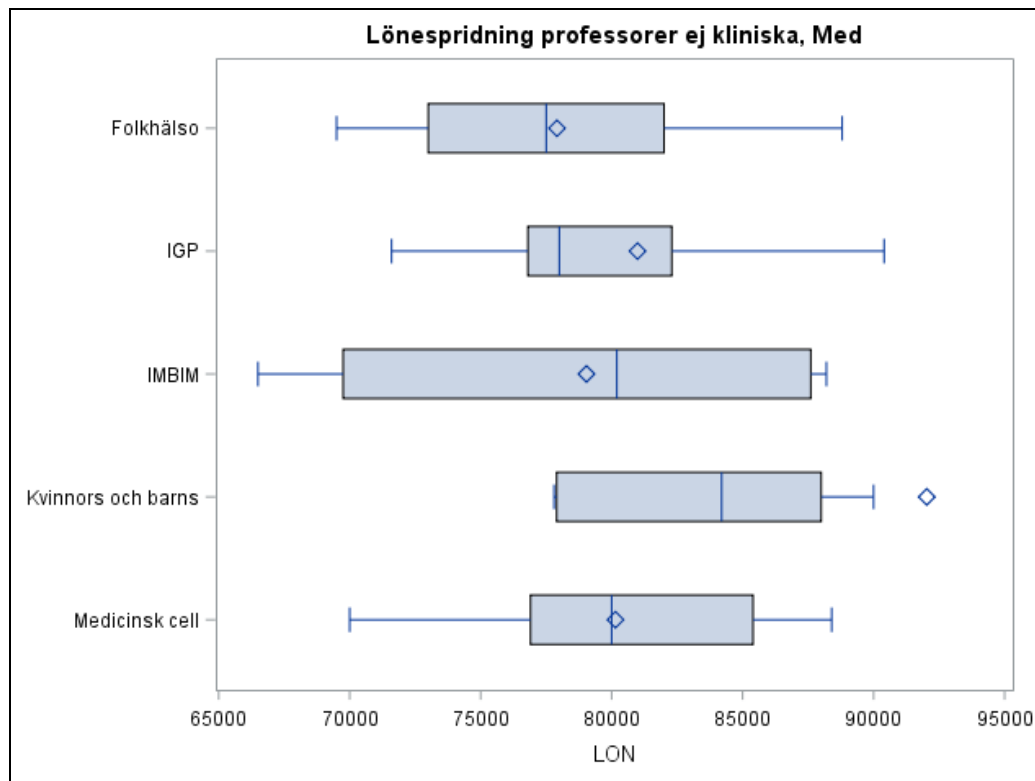
**6a. Professorer TekNat per institution**

| | | Antal | P10 | P25 | Median | P75 | P90 | Medel | 90/10 |
|------------------------|-----|-------|--------|--------|--------|--------|---------|--------|-------|
| Cell- och molekylärbio | K | 4 | | | | | | | |
| | M | 13 | 71 500 | 73 000 | 76 500 | 81 000 | 84 000 | 76 923 | 1,17 |
| | Tot | 17 | 69 000 | 73 000 | 76 500 | 81 000 | 85 000 | 76 971 | 1,23 |
| Ekologi och genetik | K | 8 | 64 000 | 68 200 | 70 000 | 73 000 | 78 000 | 70 550 | 1,22 |
| | M | 12 | 68 400 | 68 800 | 70 000 | 83 000 | 96 000 | 76 267 | 1,40 |
| | Tot | 20 | 67 850 | 68 600 | 70 000 | 76 500 | 90 650 | 73 980 | 1,34 |
| Elektroteknik | K | 1 | | | | | | | |
| | M | 14 | | | | | | | |
| | Tot | 15 | 66 400 | 69 600 | 80 100 | 93 200 | 101 000 | 81 827 | 1,52 |
| Fysik och astronomi | K | 5 | | | | | | 72 740 | |
| | M | 34 | 64 900 | 66 500 | 70 000 | 79 800 | 95 800 | 76 259 | 1,48 |
| | Tot | 39 | 64 900 | 66 700 | 70 700 | 79 800 | 95 800 | 75 808 | 1,48 |
| Geovetenskaper | K | 3 | | | | | | | |
| | M | 20 | 61 950 | 67 000 | 71 000 | 78 000 | 86 700 | 74 275 | 1,40 |
| | Tot | 23 | 62 500 | 65 200 | 70 300 | 76 500 | 85 500 | 73 570 | 1,37 |
| Informationsteknologi | K | 9 | 70 700 | 71 900 | 75 000 | 82 200 | 83 900 | 76 144 | 1,19 |
| | M | 26 | 70 100 | 72 400 | 76 300 | 79 200 | 83 200 | 76 238 | 1,19 |
| | Tot | 35 | 70 700 | 71 900 | 75 100 | 80 300 | 83 200 | 76 214 | 1,18 |
| Kemi BMC | K | 4 | | | | | | | |
| | M | 7 | | | | | | 80 757 | |
| | Tot | 11 | 70 500 | 75 600 | 78 700 | 86 200 | 89 700 | 80 027 | 1,27 |
| Kemi Ångström | K | 3 | | | | | | | |
| | M | 17 | 61 800 | 63 500 | 74 000 | 85 300 | 93 000 | 75 671 | 1,50 |
| | Tot | 20 | 61 500 | 63 200 | 71 350 | 88 550 | 93 000 | 75 720 | 1,51 |
| Matematiska | K | 1 | | | | | | | |
| | M | 12 | | | | | | | |
| | Tot | 13 | 63 500 | 70 650 | 78 200 | 89 400 | 100 000 | 79 392 | 1,57 |
| Materialvetenskap | K | 5 | | | | | | 81 720 | |
| | M | 17 | 63 600 | 65 700 | 70 000 | 74 500 | 85 300 | 71 212 | 1,34 |
| | Tot | 22 | 63 600 | 66 100 | 72 100 | 75 000 | 85 300 | 73 600 | 1,34 |
| Organismbiologi | K | 5 | | | | | | 70 460 | |
| | M | 3 | | | | | | | |
| | Tot | 8 | 60 800 | 65 350 | 73 150 | 81 700 | 92 700 | 74 238 | 1,52 |
| Samhällsbyggnad | M | 5 | | | | | | 83 520 | |
| | Tot | 5 | | | | | | 83 520 | |
| Tot | K | 47 | 66 000 | 68 600 | 73 600 | 76 500 | 83 900 | 74 466 | 1,27 |
| | M | 180 | 64 050 | 68 800 | 74 000 | 83 350 | 92 300 | 76 815 | 1,44 |
| | Tot | 227 | 64 300 | 68 700 | 74 000 | 82 200 | 91 800 | 76 329 | 1,43 |



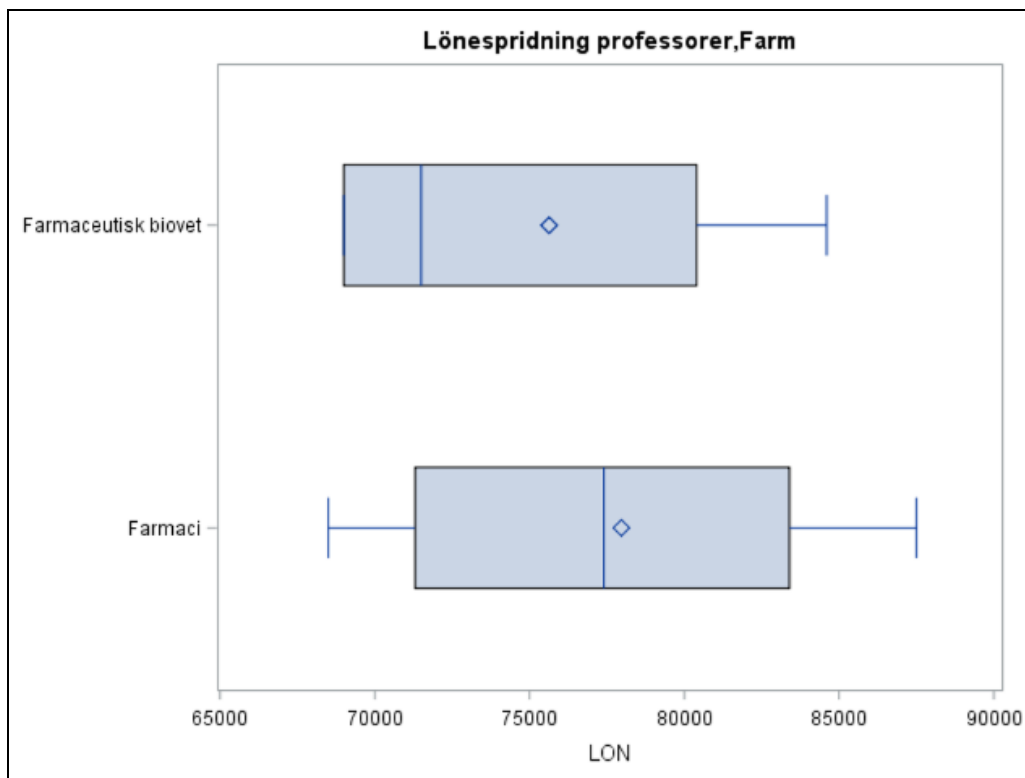
6b. Professorer (kliniska) Med fak per institution

| | | Antal | P10 | P25 | Median | P75 | P90 | Medel | 90/10 |
|--------------------|-----|-------|--------|--------|--------|--------|--------|--------|-------|
| Folkhälso | K | 4 | | | | | | | |
| | M | 1 | | | | | | | |
| | Tot | 5 | | | | | | 69 500 | |
| IGP | K | 3 | | | | | | | |
| | M | 6 | | | | | | 81 000 | |
| | Tot | 9 | 74 000 | 75 400 | 78 800 | 88 700 | 94 900 | 81 711 | 1,28 |
| Kirurgiska vet | K | 3 | | | | | | | |
| | M | 17 | 71 300 | 77 100 | 77 900 | 81 200 | 86 800 | 78 094 | 1,22 |
| | Tot | 20 | 73 650 | 77 300 | 80 100 | 81 200 | 85 000 | 78 545 | 1,15 |
| Kvinnors och barns | K | 9 | 12 300 | 69 200 | 77 000 | 78 500 | 84 600 | 68 567 | 6,88 |
| | M | 5 | | | | | | 78 480 | |
| | Tot | 14 | 67 300 | 71 200 | 77 100 | 79 000 | 81 400 | 72 107 | 1,21 |
| Medicinsk cell | M | 1 | | | | | | | |
| | Tot | 1 | | | | | | | |
| Medicinska vet | K | 9 | 76 000 | 77 500 | 80 500 | 83 900 | 98 700 | 83 022 | 1,30 |
| | M | 21 | 74 900 | 76 000 | 77 900 | 78 900 | 80 100 | 77 705 | 1,07 |
| | Tot | 30 | 75 050 | 76 300 | 77 950 | 80 100 | 83 850 | 79 300 | 1,12 |
| Tot | K | 28 | 67 300 | 75 000 | 78 250 | 81 200 | 88 700 | 75 964 | 1,32 |
| | M | 51 | 74 900 | 76 000 | 77 600 | 80 100 | 83 200 | 78 249 | 1,11 |
| | Tot | 79 | 71 300 | 76 000 | 77 800 | 80 800 | 84 600 | 77 439 | 1,19 |



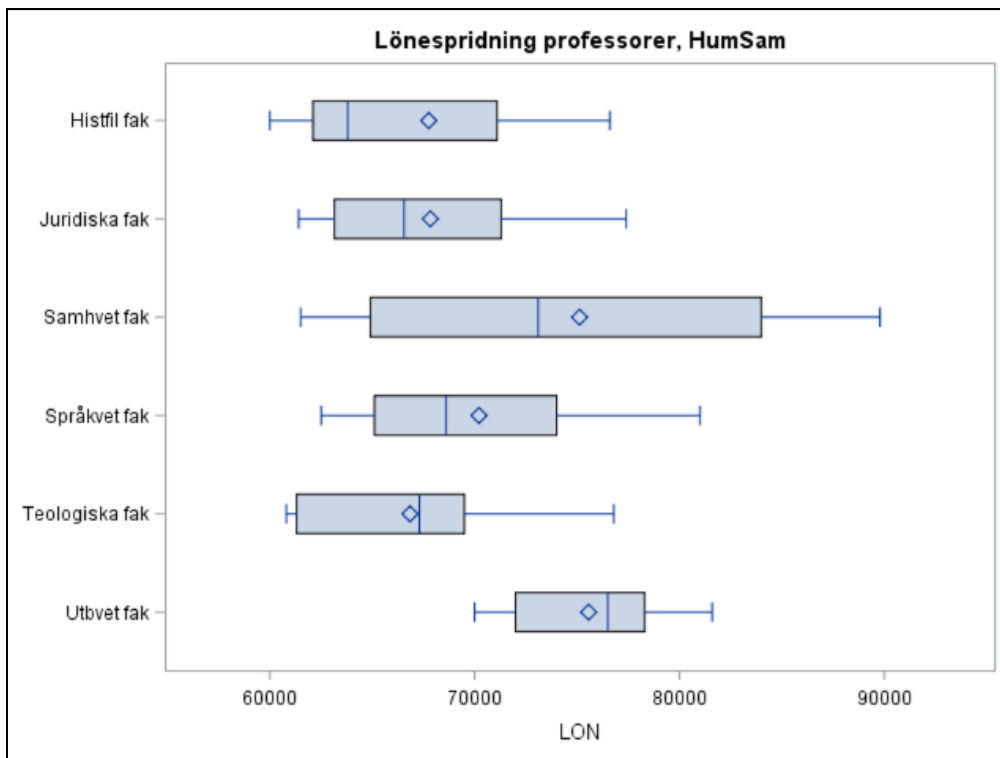
6c. Professorer (ej kliniska) Med fak per institution

| | | Antal | P10 | P25 | Median | P75 | P90 | Medel | 90/10 |
|--------------------|-----|-------|--------|--------|--------|--------|---------|--------|-------|
| Folkhälsa | K | 5 | | | | | | 77 120 | |
| | M | 3 | | | | | | | |
| | Tot | 8 | 69 500 | 73 000 | 77 500 | 82 000 | 88 800 | 77 913 | 1,28 |
| IGP | K | 9 | 68 400 | 74 500 | 78 000 | 82 300 | 104 000 | 80 900 | 1,52 |
| | M | 14 | 74 200 | 77 200 | 78 050 | 81 550 | 90 400 | 81 046 | 1,22 |
| | Tot | 23 | 71 600 | 76 800 | 78 000 | 82 300 | 90 400 | 80 989 | 1,26 |
| IMBIM | K | 6 | | | | | | 80 933 | |
| | M | 10 | 66 600 | 68 000 | 80 200 | 85 000 | 88 200 | 77 900 | 1,32 |
| | Tot | 16 | 66 500 | 69 750 | 80 200 | 87 600 | 88 200 | 79 038 | 1,33 |
| Kirurgiska vet | K | 1 | | | | | | | |
| | M | 4 | | | | | | | |
| | Tot | 5 | | | | | | 80 560 | |
| Kvinnors och barns | K | 5 | | | | | | 83 820 | |
| | M | 6 | | | | | | 98 867 | |
| | Tot | 11 | 77 800 | 77 900 | 84 200 | 88 000 | 90 000 | 92 027 | 1,16 |
| Medicinsk cell | K | 3 | | | | | | 81 967 | |
| | M | 11 | 70 000 | 75 300 | 79 900 | 87 500 | 88 400 | 79 645 | 1,26 |
| | Tot | 14 | 70 000 | 76 900 | 80 000 | 85 400 | 88 400 | 80 143 | 1,26 |
| Medicinska vet | K | 1 | | | | | | | |
| | M | 3 | | | | | | | |
| | Tot | 4 | | | | | | | |
| Tot | K | 30 | 69 750 | 75 200 | 79 500 | 87 000 | 90 150 | 80 763 | 1,29 |
| | M | 51 | 68 800 | 76 400 | 79 100 | 85 500 | 90 400 | 83 666 | 1,31 |
| | Tot | 81 | 69 000 | 76 000 | 79 100 | 85 500 | 90 300 | 82 591 | 1,31 |



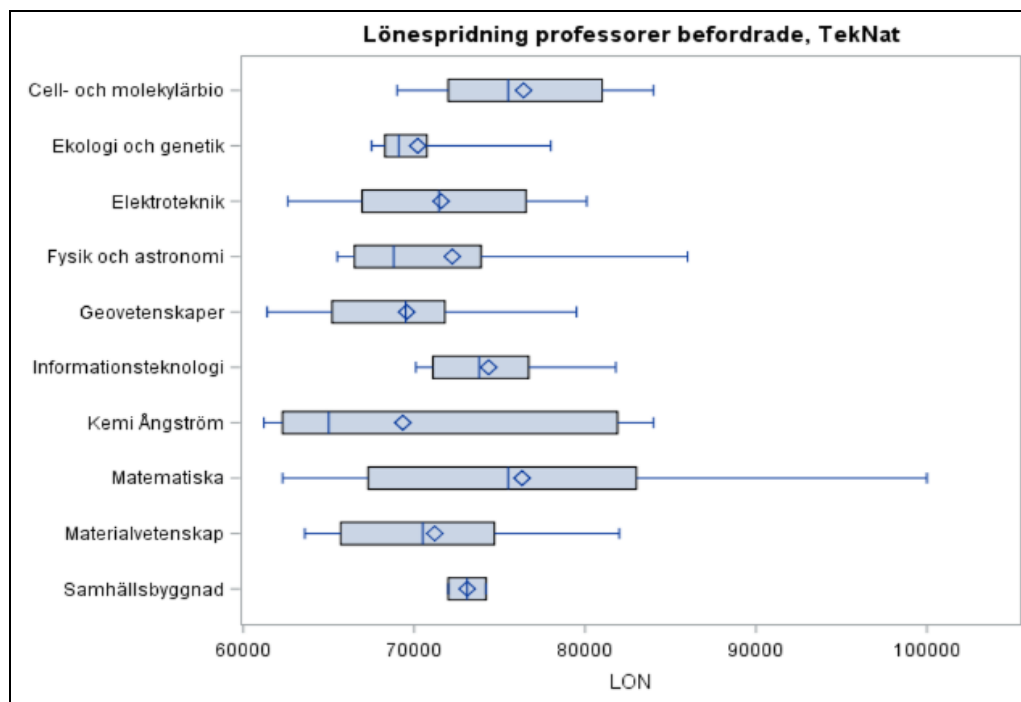
6d. Professorer Farm fak per institution

| | | Antal | P10 | P25 | Median | P75 | P90 | Medel | 90/10 |
|----------------------------|------------|-------|--------|--------|--------|--------|--------|--------|-------|
| Farmaceutisk biovet | K | 1 | | | | | | | |
| | M | 12 | | | | | | | |
| | Tot | 13 | 69 000 | 69 000 | 71 500 | 80 400 | 84 600 | 75 631 | 1,23 |
| Farmaci | K | 5 | | | | | | 76 180 | |
| | M | 4 | | | | | | | |
| | Tot | 9 | 68 500 | 71 300 | 77 400 | 83 400 | 87 500 | 77 967 | 1,28 |
| Läkemedelskemi | K | 2 | | | | | | | |
| | M | 5 | | | | | | 78 480 | |
| | Tot | 7 | | | | | | 75 529 | |
| Tot | K | 8 | 66 500 | 68 750 | 70 550 | 78 850 | 83 400 | 73 275 | 1,25 |
| | M | 21 | 68 000 | 69 000 | 76 800 | 84 600 | 87 500 | 77 495 | 1,29 |
| | Tot | 29 | 66 800 | 69 000 | 75 800 | 83 400 | 87 500 | 76 331 | 1,31 |



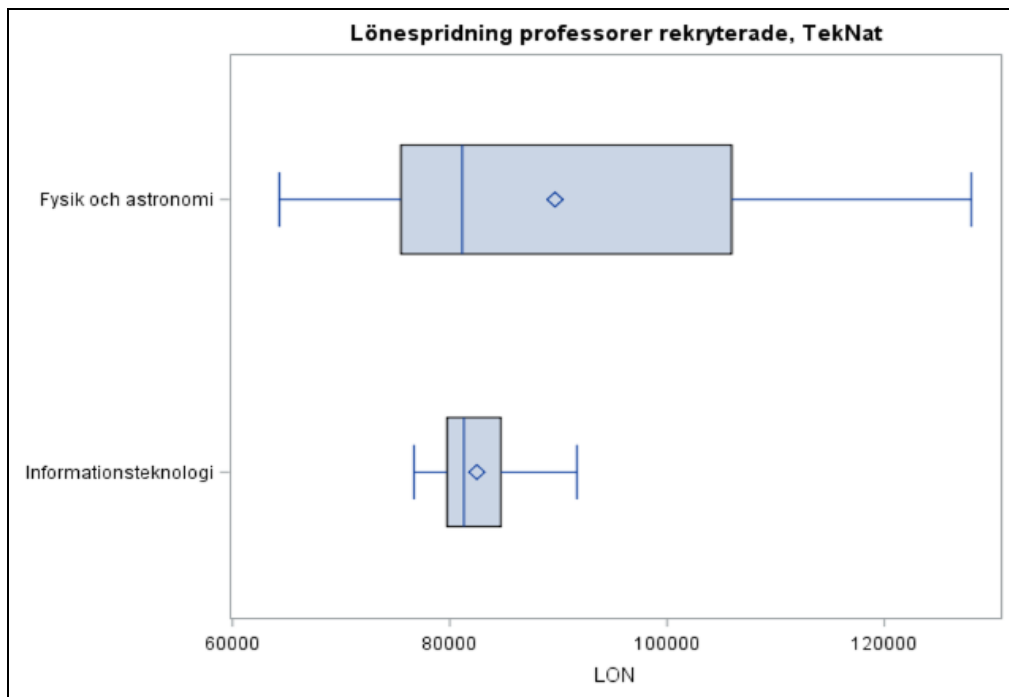
6e. Professorer HumSam per fakultet

| | | Antal | P10 | P25 | Median | P75 | P90 | Medel | 90/10 |
|-----------------------|------------|-------|--------|--------|--------|--------|--------|--------|-------|
| Histfil fak | K | 29 | 59 600 | 62 200 | 63 500 | 66 500 | 76 600 | 66 683 | 1,29 |
| | M | 39 | 60 000 | 62 000 | 63 900 | 73 600 | 76 800 | 68 549 | 1,28 |
| | Tot | 68 | 60 000 | 62 100 | 63 800 | 71 100 | 76 600 | 67 753 | 1,28 |
| Juridiska fak | K | 9 | 61 000 | 63 300 | 65 500 | 66 600 | 77 400 | 66 044 | 1,27 |
| | M | 15 | 61 400 | 62 400 | 68 800 | 74 400 | 78 400 | 68 907 | 1,28 |
| | Tot | 24 | 61 400 | 63 150 | 66 550 | 71 300 | 77 400 | 67 833 | 1,26 |
| Samhvet fak | K | 46 | 61 200 | 64 500 | 69 100 | 79 500 | 86 600 | 72 170 | 1,42 |
| | M | 67 | 62 700 | 64 900 | 79 000 | 86 000 | 92 600 | 77 149 | 1,48 |
| | Tot | 113 | 61 500 | 64 900 | 73 100 | 84 000 | 89 800 | 75 122 | 1,46 |
| Språkvet fak | K | 17 | 62 000 | 65 100 | 68 700 | 71 800 | 78 000 | 69 665 | 1,26 |
| | M | 20 | 63 450 | 64 950 | 68 500 | 75 850 | 81 000 | 70 675 | 1,28 |
| | Tot | 37 | 62 500 | 65 100 | 68 600 | 74 000 | 81 000 | 70 211 | 1,30 |
| Teologiska fak | K | 5 | | | | | | 65 760 | |
| | M | 10 | 60 900 | 61 300 | 67 400 | 69 500 | 77 700 | 67 380 | 1,28 |
| | Tot | 15 | 60 800 | 61 300 | 67 300 | 69 500 | 76 800 | 66 840 | 1,26 |
| Utbvet fak | K | 6 | | | | | | 73 900 | |
| | M | 7 | | | | | | 76 986 | |
| | Tot | 13 | 70 000 | 72 000 | 76 500 | 78 300 | 81 600 | 75 562 | 1,17 |
| Tot | K | 112 | 61 100 | 63 150 | 66 850 | 73 500 | 81 500 | 69 683 | 1,33 |
| | M | 158 | 61 500 | 63 900 | 69 650 | 80 000 | 86 200 | 72 799 | 1,40 |
| | Tot | 270 | 61 300 | 63 500 | 68 450 | 77 400 | 85 050 | 71 506 | 1,39 |



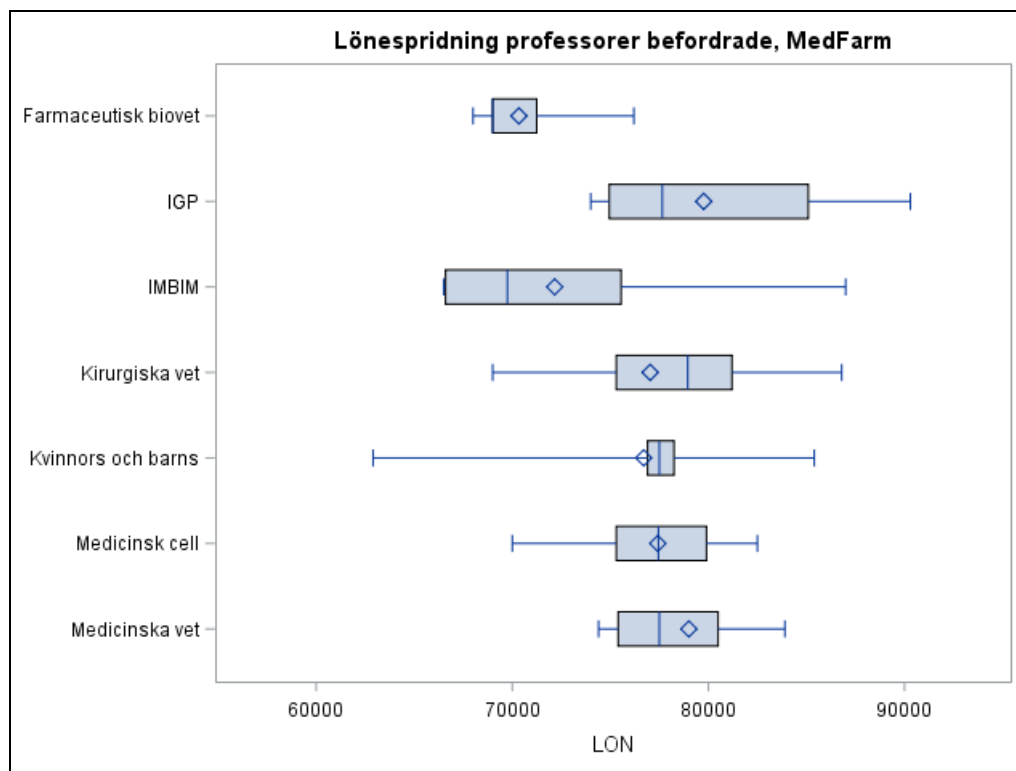
6f. Professorer befordrade TekNat per institution

| | | Antal | P10 | P25 | Median | P75 | P90 | Medel | 90/10 |
|------------------------|-----|-------|--------|--------|--------|--------|---------|--------|-------|
| Cell- och molekylärbio | K | 3 | | | | | | | |
| | M | 12 | 71 500 | 72 500 | 75 250 | 82 250 | 84 000 | 76 875 | 1,17 |
| | Tot | 15 | 69 000 | 72 000 | 75 500 | 81 000 | 84 000 | 76 400 | 1,22 |
| Ekologi och genetik | K | 7 | | | | | | 69 914 | |
| | M | 9 | 67 500 | 68 800 | 68 800 | 70 500 | 80 700 | 70 433 | 1,20 |
| | Tot | 16 | 67 500 | 68 300 | 69 100 | 70 750 | 78 000 | 70 206 | 1,16 |
| Elektroteknik | K | 1 | | | | | | | |
| | M | 7 | | | | | | | |
| | Tot | 8 | 62 600 | 66 950 | 71 450 | 76 550 | 80 100 | 71 575 | 1,28 |
| Fysik och astronomi | K | 4 | | | | | | | |
| | M | 27 | 64 900 | 66 500 | 68 800 | 73 900 | 87 000 | 72 196 | 1,34 |
| | Tot | 31 | 65 500 | 66 500 | 68 800 | 73 900 | 86 000 | 72 226 | 1,31 |
| Geovetenskaper | K | 3 | | | | | | | |
| | M | 14 | 61 400 | 65 200 | 69 850 | 71 800 | 79 500 | 69 700 | 1,29 |
| | Tot | 17 | 61 400 | 65 200 | 69 500 | 71 800 | 79 500 | 69 553 | 1,29 |
| Informationsteknologi | K | 8 | 70 700 | 71 300 | 74 300 | 78 650 | 83 900 | 75 388 | 1,19 |
| | M | 19 | 69 400 | 71 100 | 73 800 | 76 700 | 78 800 | 73 921 | 1,14 |
| | Tot | 27 | 70 100 | 71 100 | 73 800 | 76 700 | 81 800 | 74 356 | 1,17 |
| Kemi BMC | K | 4 | | | | | | | |
| | M | 2 | | | | | | | |
| | Tot | 6 | | | | | | 77 367 | |
| Kemi Ångström | K | 2 | | | | | | | |
| | M | 12 | 61 800 | 62 600 | 65 000 | 82 500 | 84 000 | 70 167 | 1,36 |
| | Tot | 14 | 61 200 | 62 300 | 65 000 | 81 900 | 84 000 | 69 336 | 1,37 |
| Matematiska | K | 1 | | | | | | | |
| | M | 9 | | | | | | | |
| | Tot | 10 | 62 300 | 67 300 | 74 750 | 83 000 | 100 000 | 74 930 | 1,61 |
| Materialvetenskap | K | 4 | | | | | | | |
| | M | 15 | 63 600 | 63 700 | 68 800 | 74 200 | 81 800 | 70 053 | 1,29 |
| | Tot | 19 | 63 600 | 65 700 | 70 500 | 74 700 | 82 000 | 71 200 | 1,29 |
| Organismbiologi | K | 3 | | | | | | | |
| | M | 2 | | | | | | | |
| | Tot | 5 | | | | | | 70 160 | |
| Samhällsbyggnad | M | 2 | 72 000 | 72 000 | 73 100 | 74 200 | 74 200 | 73 100 | 1,03 |
| | Tot | 2 | 72 000 | 72 000 | 73 100 | 74 200 | 74 200 | 73 100 | 1,03 |
| | Tot | 39 | 64 400 | 68 200 | 71 000 | 75 500 | 82 000 | 72 497 | 1,27 |
| Tot | M | 130 | 63 550 | 66 800 | 71 300 | 76 700 | 83 050 | 72 423 | 1,31 |
| | Tot | 169 | 63 700 | 67 400 | 71 100 | 76 500 | 83 000 | 72 440 | 1,30 |



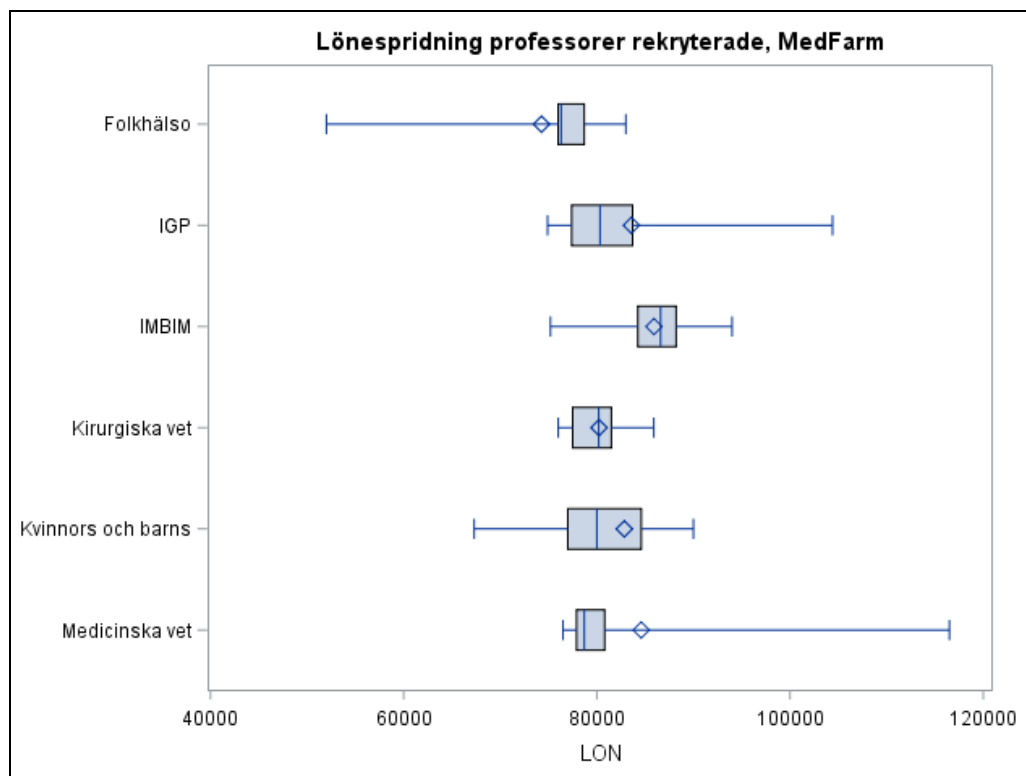
6g. Professorer rekryterade TekNat per institution

| | | Antal | P10 | P25 | Median | P75 | P90 | Medel | 90/10 |
|------------------------|-----|-------|--------|--------|--------|---------|---------|--------|-------|
| Cell- och molekylärbio | K | 1 | | | | | | | |
| | M | 1 | | | | | | | |
| | Tot | 2 | | | | | | | |
| Ekologi och genetik | K | 1 | | | | | | | |
| | M | 3 | | | | | | | |
| | Tot | 4 | | | | | | | |
| Elektroteknik | M | 7 | | | | | 93 543 | | |
| | Tot | 7 | | | | | 93 543 | | |
| | | | | | | | | | |
| Fysik och astronomi | K | 1 | | | | | | | |
| | M | 7 | | | | | | | |
| | Tot | 8 | 64 300 | 75 500 | 81 150 | 106 000 | 128 000 | 89 688 | 1,99 |
| Geovetenskaper | M | 6 | | | | | | 84 950 | |
| | Tot | 6 | | | | | | 84 950 | |
| | | | | | | | | | |
| Informationsteknologi | K | 1 | | | | | | | |
| | M | 7 | | | | | | | |
| | Tot | 8 | 76 700 | 79 750 | 81 300 | 84 700 | 91 700 | 82 488 | 1,20 |
| Kemi BMC | M | 5 | | | | | | 83 220 | |
| | Tot | 5 | | | | | | 83 220 | |
| | | | | | | | | | |
| Kemi Ångström | K | 1 | | | | | | | |
| | M | 5 | | | | | | | |
| | Tot | 6 | | | | | | 90 617 | |
| Matematiska | M | 3 | | | | | | | |
| | Tot | 3 | | | | | | | |
| | | | | | | | | | |
| Materialvetenskap | K | 1 | | | | | | | |
| | M | 2 | | | | | | | |
| | Tot | 3 | | | | | | | |
| Organismbiologi | K | 2 | | | | | | | |
| | M | 1 | | | | | | | |
| | Tot | 3 | | | | | | | |
| Samhällsbyggnad | M | 3 | | | | | | | |
| | Tot | 3 | | | | | | | |
| | | | | | | | | | |
| Tot | K | 8 | 74 000 | 75 050 | 78 750 | 92 150 | 107 000 | 84 063 | 1,45 |
| | M | 50 | 75 700 | 80 300 | 86 700 | 93 000 | 105 000 | 88 234 | 1,39 |
| | Tot | 58 | 75 000 | 77 600 | 85 900 | 93 000 | 105 000 | 87 659 | 1,40 |



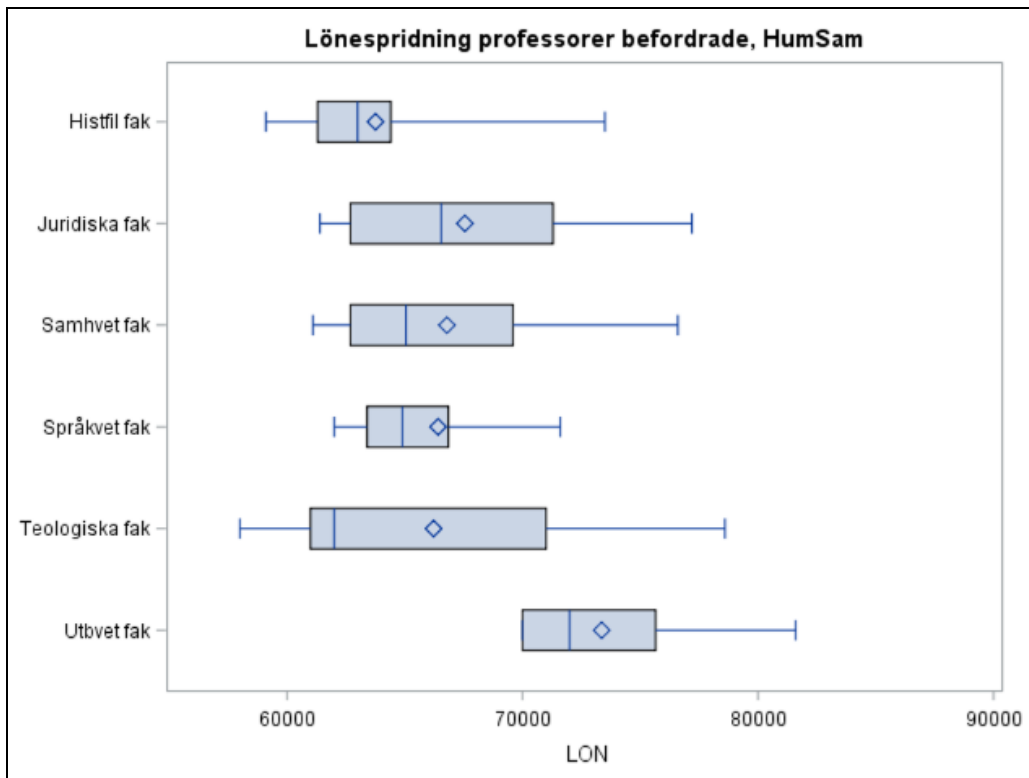
6h. Professorer beförade MedFarm per institution

| | | Antal | P10 | P25 | Median | P75 | P90 | Medel | 90/10 |
|----------------------------|------------|-------|--------|--------|--------|--------|--------|--------|-------|
| Farmaceutisk biovet | K | 1 | | | | | | | |
| | M | 7 | | | | | | | |
| | Tot | 8 | 68 000 | 69 000 | 69 000 | 71 250 | 76 200 | 70 338 | 1,12 |
| Farmaci | K | 1 | | | | | | | |
| | M | 1 | | | | | | | |
| | Tot | 2 | | | | | | | |
| Folkhälso | K | 4 | | | | | | | |
| | Tot | 4 | | | | | | | |
| IGP | K | 8 | 68 400 | 73 050 | 77 550 | 85 100 | 90 300 | 78 763 | 1,32 |
| | M | 12 | 74 200 | 76 100 | 77 650 | 84 400 | 90 400 | 80 425 | 1,22 |
| | Tot | 20 | 72 800 | 74 950 | 77 650 | 85 100 | 90 350 | 79 760 | 1,24 |
| IMBIM | K | 3 | | | | | | | |
| | M | 5 | | | | | 69 820 | | |
| | Tot | 8 | 66 500 | 66 600 | 69 750 | 75 550 | 87 000 | 72 163 | 1,31 |
| Kirurgiska vet | K | 2 | | | | | | | |
| | M | 8 | 55 300 | 72 950 | 78 950 | 84 000 | 87 000 | 76 763 | 1,57 |
| | Tot | 10 | 62 150 | 75 300 | 78 950 | 81 200 | 86 900 | 77 030 | 1,40 |
| Kvinnors och barns | K | 4 | | | | | | | |
| | M | 4 | | | | | | | |
| | Tot | 8 | 62 900 | 76 900 | 77 500 | 78 250 | 85 400 | 76 700 | 1,36 |
| Läkemedelskemi | K | 2 | | | | | | | |
| | M | 2 | | | | | | | |
| | Tot | 4 | | | | | | | |
| Medicinsk cell | K | 2 | | | | | | | |
| | M | 8 | 68 800 | 72 650 | 76 150 | 79 250 | 88 800 | 76 713 | 1,29 |
| | Tot | 10 | 69 400 | 75 300 | 77 450 | 79 900 | 85 650 | 77 420 | 1,23 |
| Medicinska vet | K | 7 | | | | | | 81 929 | |
| | M | 10 | 74 200 | 74 900 | 75 700 | 79 100 | 81 550 | 76 960 | 1,10 |
| | Tot | 17 | 74 400 | 75 400 | 77 500 | 80 500 | 83 900 | 79 006 | 1,13 |
| Tot | K | 34 | 68 500 | 71 600 | 77 300 | 82 500 | 88 700 | 77 744 | 1,29 |
| | M | 57 | 66 800 | 70 000 | 76 000 | 78 100 | 86 800 | 75 486 | 1,30 |
| | Tot | 91 | 68 000 | 70 000 | 76 600 | 79 900 | 87 000 | 76 330 | 1,28 |



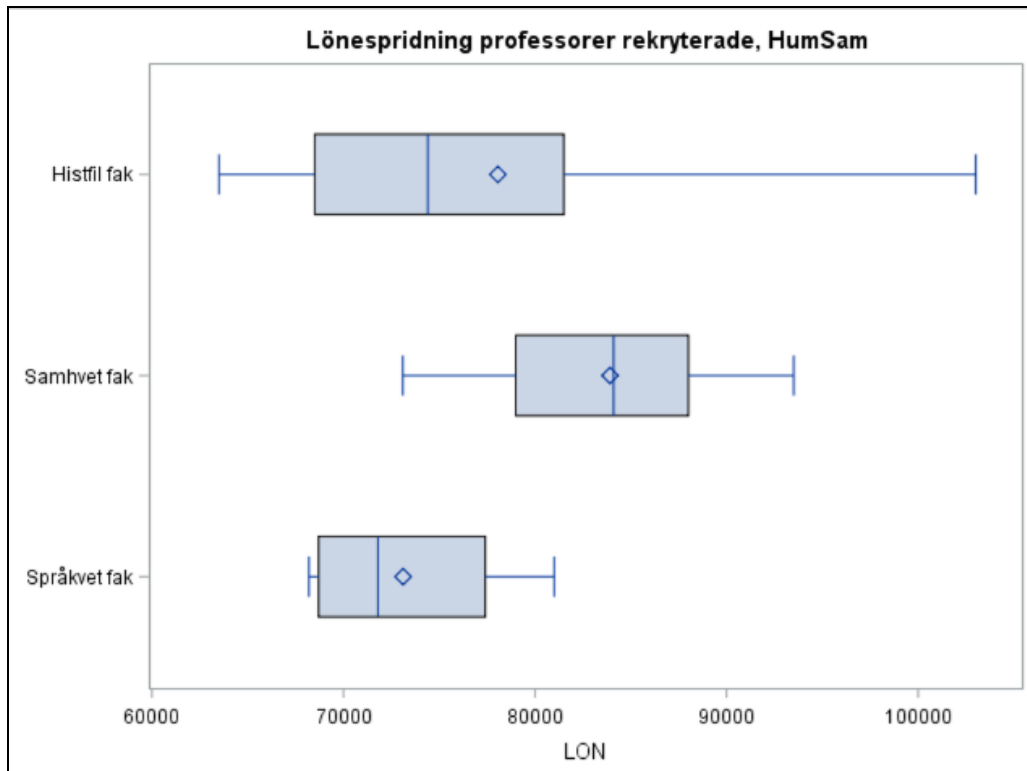
6i. Professorer rekryterade MedFarm per institution

| | | Antal | P10 | P25 | Median | P75 | P90 | Medel | 90/10 |
|---------------------|-----|-------|--------|--------|--------|--------|---------|--------|-------|
| Farmaceutisk biovet | M | 5 | | | | | | 84 100 | |
| | Tot | 5 | | | | | | 84 100 | |
| Farmaci | K | 4 | | | | | | | |
| | M | 3 | | | | | | | |
| | Tot | 7 | | | | | | 80 543 | |
| Folkhälso | K | 5 | | | | | | 70 660 | |
| | M | 4 | | | | | | | |
| | Tot | 9 | 52 000 | 76 000 | 76 300 | 78 700 | 83 000 | 74 278 | 1,60 |
| IGP | K | 4 | | | | | | | |
| | M | 8 | 65 200 | 75 850 | 78 550 | 83 325 | 115 000 | 81 944 | 1,76 |
| | Tot | 12 | 74 900 | 77 400 | 80 325 | 83 700 | 104 000 | 83 579 | 1,39 |
| IMBIM | K | 3 | | | | | | | |
| | M | 5 | | | | | | 85 980 | |
| | Tot | 8 | 75 200 | 84 250 | 86 600 | 88 200 | 94 000 | 85 913 | 1,25 |
| Kirurgiska vet | K | 2 | | | | | | | |
| | M | 13 | 76 000 | 77 500 | 79 900 | 81 500 | 85 900 | 80 077 | 1,13 |
| | Tot | 15 | 76 000 | 77 500 | 80 200 | 81 500 | 85 900 | 80 227 | 1,13 |
| Kvinnors och barns | K | 10 | 39 800 | 69 200 | 77 950 | 84 600 | 89 000 | 71 750 | 2,24 |
| | M | 7 | | | | | | 98 671 | |
| | Tot | 17 | 67 300 | 77 000 | 80 000 | 84 600 | 90 000 | 82 835 | 1,34 |
| Läkemedelskemi | M | 3 | | | | | | | |
| | Tot | 3 | | | | | | | |
| Medicinsk cell | K | 1 | | | | | | | |
| | M | 4 | | | | | | | |
| | Tot | 5 | | | | | | 84 640 | |
| Medicinska vet | K | 3 | | | | | | | |
| | M | 14 | 76 500 | 77 900 | 78 350 | 79 400 | 117 000 | 84 357 | 1,53 |
| | Tot | 17 | 76 500 | 77 900 | 78 700 | 80 800 | 117 000 | 84 588 | 1,53 |
| Tot | K | 32 | 68 000 | 75 500 | 79 900 | 84 000 | 90 000 | 77 900 | 1,32 |
| | M | 66 | 76 500 | 77 900 | 80 350 | 85 100 | 91 500 | 84 581 | 1,20 |
| | Tot | 98 | 74 900 | 77 500 | 80 350 | 85 000 | 91 500 | 82 399 | 1,22 |



6j. Professorer befordrade HumSam per fakultet

| | | Antal | P10 | P25 | Median | P75 | P90 | Medel | 90/10 |
|-----------------------|------------|-------|--------|--------|--------|--------|--------|--------|-------|
| Histfil fak | K | 25 | 59 600 | 61 200 | 63 300 | 64 600 | 73 500 | 64 084 | 1,23 |
| | M | 24 | 59 100 | 61 500 | 62 550 | 64 150 | 70 000 | 63 421 | 1,18 |
| | Tot | 49 | 59 100 | 61 300 | 63 000 | 64 400 | 73 500 | 63 759 | 1,24 |
| Juridiska fak | K | 8 | 61 000 | 63 150 | 65 400 | 66 700 | 77 400 | 66 113 | 1,27 |
| | M | 12 | 61 400 | 62 250 | 68 050 | 73 600 | 77 200 | 68 517 | 1,26 |
| | Tot | 20 | 61 200 | 62 700 | 66 550 | 71 300 | 77 300 | 67 555 | 1,26 |
| Samhvet fak | K | 32 | 61 100 | 61 500 | 66 400 | 70 200 | 72 000 | 66 588 | 1,18 |
| | M | 26 | 62 500 | 63 800 | 64 900 | 67 600 | 77 200 | 67 035 | 1,24 |
| | Tot | 58 | 61 100 | 62 700 | 65 050 | 69 600 | 76 600 | 66 788 | 1,25 |
| Språkvet fak | K | 8 | 61 500 | 63 100 | 65 900 | 69 650 | 87 000 | 68 225 | 1,41 |
| | M | 8 | 62 500 | 63 450 | 64 600 | 65 600 | 67 000 | 64 600 | 1,07 |
| | Tot | 16 | 62 000 | 63 400 | 64 900 | 66 850 | 71 600 | 66 413 | 1,15 |
| Teologiska fak | K | 3 | | | | | | | |
| | M | 6 | | | | | | 66 750 | |
| | Tot | 9 | 58 000 | 61 000 | 62 000 | 71 000 | 78 600 | 66 222 | 1,36 |
| Utbvet fak | K | 4 | | | | | | | |
| | M | 4 | | | | | | | |
| | Tot | 8 | 70 000 | 70 000 | 72 000 | 75 650 | 81 600 | 73 363 | 1,17 |
| Tot | K | 80 | 60 550 | 61 850 | 64 750 | 69 100 | 72 600 | 66 089 | 1,20 |
| | M | 80 | 60 900 | 62 400 | 64 350 | 69 600 | 77 000 | 66 343 | 1,26 |
| | Tot | 160 | 60 900 | 62 250 | 64 500 | 69 600 | 74 400 | 66 216 | 1,22 |



6k. Professorer rekryterade HumSam per fakultet

| | | Antal | P10 | P25 | Median | P75 | P90 | Medel | 90/10 |
|-----------------------|------------|-------|--------|--------|--------|--------|---------|--------|-------|
| Histfil fak | K | 4 | | | | | | | |
| | M | 15 | 63 500 | 67 500 | 73 700 | 76 800 | 84 200 | 76 753 | 1,33 |
| | Tot | 19 | 63 500 | 68 500 | 74 400 | 81 500 | 103 000 | 78 053 | 1,62 |
| Juridiska fak | K | 1 | | | | | | | |
| | M | 3 | | | | | | | |
| | Tot | 4 | | | | | | | |
| Samhvet fak | K | 14 | 75 800 | 79 100 | 83 350 | 88 000 | 91 400 | 84 929 | 1,21 |
| | M | 41 | 72 800 | 79 000 | 84 100 | 86 600 | 93 500 | 83 563 | 1,28 |
| | Tot | 55 | 73 100 | 79 000 | 84 100 | 88 000 | 93 500 | 83 911 | 1,28 |
| Språkvet fak | K | 9 | 62 000 | 68 700 | 71 400 | 74 000 | 78 000 | 70 944 | 1,26 |
| | M | 12 | 68 400 | 69 400 | 74 100 | 80 500 | 81 000 | 74 725 | 1,18 |
| | Tot | 21 | 68 200 | 68 700 | 71 800 | 77 400 | 81 000 | 73 105 | 1,19 |
| Teologiska fak | K | 2 | | | | | | | |
| | M | 4 | | | | | | | |
| | Tot | 6 | | | | | | 67 767 | |
| Utbvet fak | K | 2 | | | | | | | |
| | M | 3 | | | | | | | |
| | Tot | 5 | | | | | | 79 080 | |
| Tot | K | 32 | 67 100 | 71 600 | 77 000 | 83 350 | 90 000 | 78 669 | 1,34 |
| | M | 78 | 67 300 | 70 200 | 79 000 | 84 700 | 92 600 | 79 421 | 1,38 |
| | Tot | 110 | 67 200 | 71 200 | 78 700 | 84 400 | 90 750 | 79 202 | 1,35 |